



# 92x92x38 mm

San Ace 92T 9GT type

## General Specifications

- Material ..... Frame: Aluminum, Impeller: Plastic (Flammability: UL 94V-1)
- Expected life ..... See the table below. (L10 life: 90% survival rate for continuous operation in free air at 85°C, rated voltage)  
Expected life at 40°C is for reference only.
- Motor protection function ..... Locked rotor burnout protection, Reverse polarity protection  
For details, please refer to p. 599.
- Dielectric strength ..... 50/60 Hz, 500 VAC, for 1 minute (between lead wire conductors and frame)
- Insulation resistance ..... 10 MΩ or more with a 500 VDC megger (between lead wire conductors and frame)
- Sound pressure level (SPL) ..... At 1 m away from the air inlet
- Storage temperature ..... -40 to +85°C (Non-condensing)
- Lead wire ..... ⊕Red ⊖Black (Sensor) Yellow (Control) Brown
- Mass ..... 270 g

## Specifications

The models listed below **have pulse sensors with PWM control function.**

Model no.	Rated voltage [V]	Operating voltage range [V]	PWM duty cycle* [%]	Rated current [A]	Rated input [W]	Rated speed [min <sup>-1</sup> ]	Max. airflow [m <sup>3</sup> /min] [CFM]	Max. static pressure [Pa] [inchH <sub>2</sub> O]	SPL [dB (A)]	Operating temperature [°C]	Expected life [h]
9GT0912P1M001	12	10.2 to 13.8	100	1.5	18.0	8100	3.3 116.6	315 1.26	58	-40 to +85	40000/85°C (162000/40°C)
			30	0.3	3.6	3750	1.5 53.0	72.0 0.29	37		
9GT0924P1M001	24	20.4 to 27.6	100	0.75	18.0	8100	3.3 116.6	315 1.26	58		
			30	0.15	3.6	3750	1.5 53.0	72.0 0.29	37		

\* PWM input frequency is 25 kHz; models without specifications at 0% PWM duty cycle have zero fan speed at 0%.

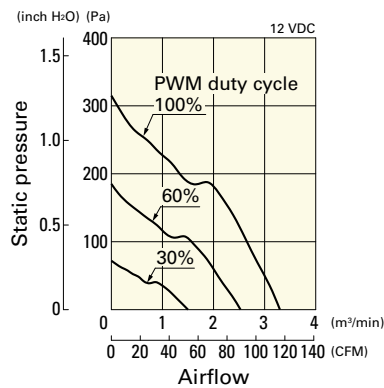
Note 1: Sensor and control options are available for selection. Refer to the table on p. 632.

Note 2: The mark indicates Short LeadTime Service applicable models. See p. 654 for details.

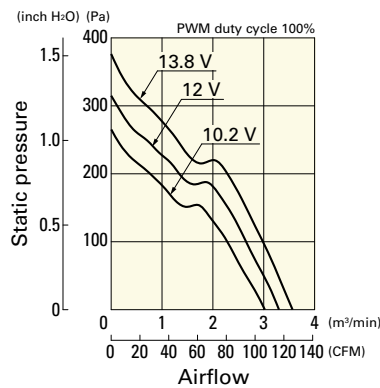
## Airflow - Static Pressure Characteristics / PWM Duty - Speed Characteristics Example

**9GT0912P1M001** With pulse sensor with PWM control function

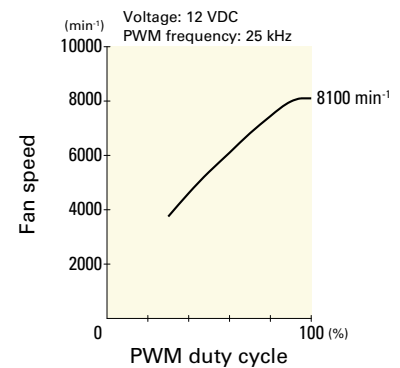
PWM duty cycle



Operating voltage range



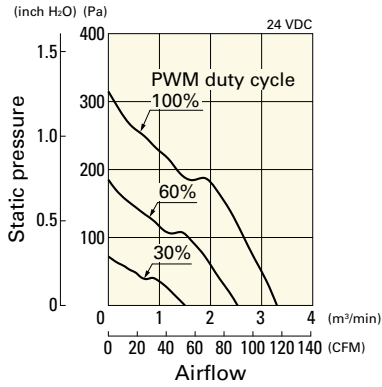
PWM duty - Speed characteristics example



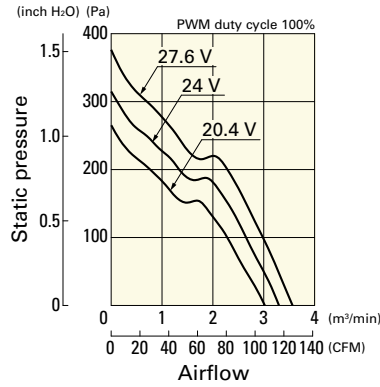
## Airflow - Static Pressure Characteristics / PWM Duty - Speed Characteristics Example

9GT0924P1M001 With pulse sensor with PWM control function

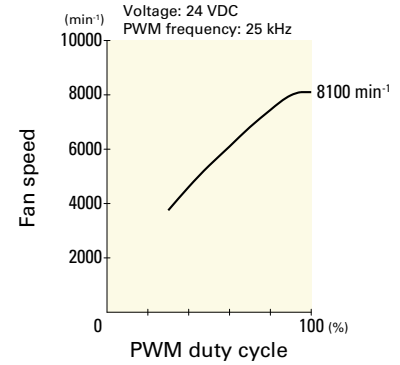
PWM duty cycle



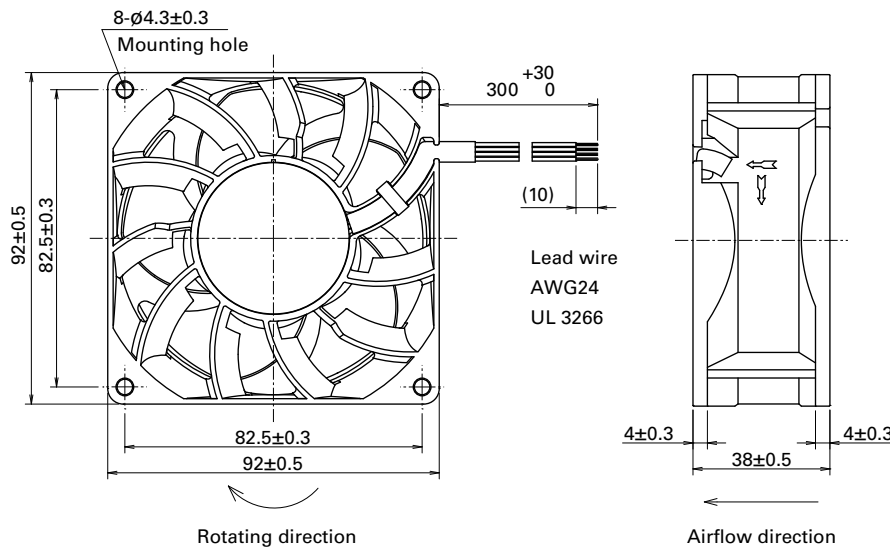
Operating voltage range



PWM duty - Speed characteristics example

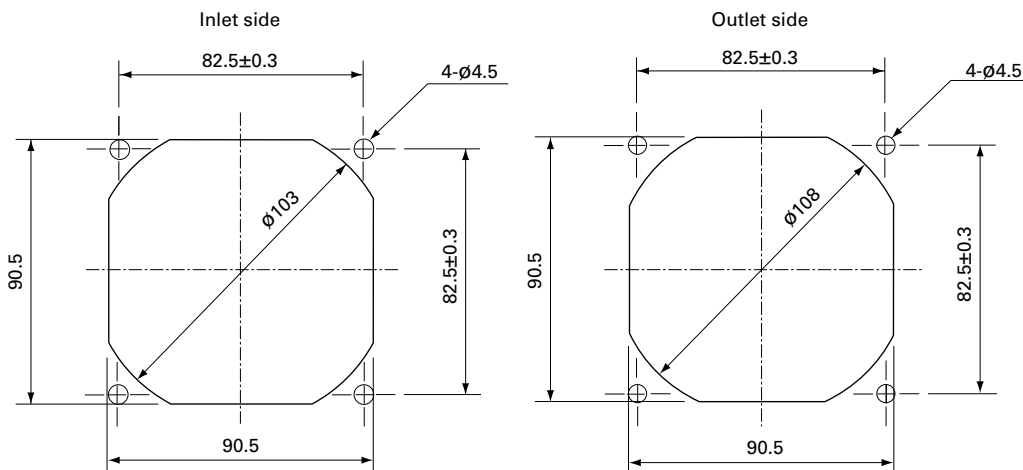


## Dimensions (unit: mm)



DC  
Wide Temperature Range Fan 92 mm sq.

## Reference Dimensions of Mounting Holes and Vent Opening (unit: mm)



## Options

Finger guards

page: p. 584

Model no.: 109-099E, 109-099H, 109-099C