



# Dual Lock™ Reclosable Fasteners

## *for Interior Applications*




Product Selection Guide

January 2013

**General Description** 3M™ Dual Lock™ Reclosable Fasteners are positive-locking, blind fasteners designed for attaching automotive trim components. The products feature mushroom-shaped polyolefin stems that snap together, forming a high tensile closure. Dual Lock fasteners are used primarily to secure rigid and semi-rigid surfaces such as trim or door panels, instrument panel bezels, headliners, and other automotive interior and exterior trim.

Dual Lock fasteners overcome the often difficult alignment and installation problems of screws and hidden fasteners. They offer simple installation with no additional tools required.






<b>Product Features:</b>	<b>Easy Alignment of Parts:</b>	Mushroom heads allow flexibility in alignment for easy attachment of components.
	<b>Reclosable:</b>	Can be opened and re-closed in high cycle applications.
	<b>Visibility:</b>	Attaches on the backside of a trim piece, allowing for blind fastening and an uninterrupted show surface.
	<b>Vibration Resistance:</b>	Dramatically reduces the rattling and vibration of components.
	<b>Ease of Assembly:</b>	Does not require any special tools or equipment; fasteners can be used to attach components before they enter the final assembly plant, thus reducing the number of parts and the length of assembly time.
	<b>Multiple Attachment Methods:</b>	Available in numerous forms, including multiple mechanical fastener backed options, non-woven backed, pressure sensitive adhesive backed or ultrasonic weldable. This provides the ability to attach to a variety of surfaces, using different methods.
<b>Adjustable Engagement and Disengagement Forces:</b>	Combinations of stem densities and the engaged area provide adjustable and proportional engagement and disengagement force.	

		
Type 170 170 stems/inch <sup>2</sup> (26 stems/cm <sup>2</sup> )	Type 250 250 stems/inch <sup>2</sup> (39 stems/cm <sup>2</sup> )	Type 400 400 stems/inch <sup>2</sup> (62 stems/cm <sup>2</sup> )

## Product Selection Guide

### 3M™ Dual Lock™ Reclosable Fasteners for Interior Applications






Page 2

Roof/Headliner Applications	<b>Headliner Fasteners</b>		
		<b>Mating Surface:</b>	Roof Interior / Sunroof
		<b>Recommended Part Selections:</b>	<ol style="list-style-type: none"> <li>1. Slide-In (SJ3248, SJ3249)</li> <li>2. Nonwoven (SJ3223, SJ3753)</li> <li>3. Ultrasonically Bondable (SJ3799, SJ3766, SJ376)</li> <li>4. Pressure Sensitive Adhesive (PSA)*(SJ3752, SJ3751, SJ3781)</li> </ol>
		<b>Benefits:</b>	<ul style="list-style-type: none"> <li>• Easy to install, especially if already using a hot melt process.</li> <li>• Excellent bonding to LSE substrates.</li> <li>• Reclosable.</li> <li>• Reduces rattling and vibration of components.</li> </ul>
	<b>Sunroof Installation</b>		
		<b>Mating Surface:</b>	Headliner
<b>Recommended Part Selections:</b>		<ol style="list-style-type: none"> <li>1. PSA* (SJ3752, SJ3781, SJ3751)</li> <li>2. Ultrasonically Bondable (SJ3799, SJ3766, SJ3768)</li> </ol>	
<b>Benefits:</b>		<ul style="list-style-type: none"> <li>• Low insertion force.</li> <li>• Reclosable.</li> <li>• Reduces rattling and vibration of components.</li> <li>• Attachment not affected by environmental conditions (temperature, humidity, etc.)</li> </ul>	
<b>Roof Interior</b>			
	<b>Mating Surface:</b>	Headliner	
	<b>Recommended Part Selections:</b>	<ol style="list-style-type: none"> <li>1. Pop-In (SJ3804, SJ3805, SJ3806)</li> </ol>	
	<b>Benefits:</b>	<ul style="list-style-type: none"> <li>• Low insertion force.</li> <li>• Reclosable.</li> <li>• Reduces rattling and vibration of components.</li> <li>• Attachment not affected by environmental conditions (temperature, humidity, etc.)</li> </ul>	
Door	<b>Door Panel Attachment</b>		
		<b>Mating Surface:</b>	Trim Panels
		<b>Recommended Part Selections:</b>	<ol style="list-style-type: none"> <li>1. Pop-In Family (SJ3804, SJ3805, SJ3806)</li> <li>2. Rigid Back Parts (SJ3755)</li> <li>3. PSA* (SJ3752, SJ3781, SJ3751)</li> </ol>
		<b>Benefits:</b>	<ul style="list-style-type: none"> <li>• Low insertion force.</li> <li>• Reclosable.</li> <li>• Reduces rattling and vibration of components.</li> <li>• Blind fastener with positive engagement feedback.</li> </ul>
	<b>Trim Attachment</b>		
	<b>Mating Surface:</b>	Sheet Metal / Pillar	
	<b>Recommended Part Selections:</b>	<ol style="list-style-type: none"> <li>1. Pop-In (SJ3804, SJ3805, SJ3806)</li> <li>2. Rigid Back (SJ3755)</li> </ol>	
	<b>Benefits:</b>	<ul style="list-style-type: none"> <li>• Easy to install.</li> <li>• Does not require modifications to trim panels.</li> <li>• Reclosable.</li> </ul>	

## Product Selection Guide

### 3M™ Dual Lock™ Reclosable Fasteners for Interior Applications

Page 3

Interior	<b>Sheet Metal/Pillar</b>		
		<b>Mating Surface:</b>	Trim Attachment
		<b>Recommended Part Selections:</b>	<ol style="list-style-type: none"> <li>1. Pop-In (Tree Stem) (SJ3267, SJ3804, SJ3805, SJ3806)</li> <li>2. Rigid Back Parts (SJ3755)</li> </ol>
		<b>Benefits:</b>	<ul style="list-style-type: none"> <li>• Low insertion force.</li> <li>• Reclosable.</li> <li>• Reduces rattling and vibration of components.</li> <li>• Attachment not affected by environmental conditions (temperature, humidity, etc.)</li> </ul>
	<b>Center Console Panel Attachment</b>		
		<b>Mating Surface:</b>	Interior Trim
		<b>Recommended Part Selections:</b>	<ol style="list-style-type: none"> <li>1. Pop-In (SJ3804, SJ3805, SJ3806)</li> <li>2. Rigid Back (SJ3755)</li> <li>3. Slide-ins (SJ3248, SJ3249)</li> </ol>
		<b>Benefits:</b>	<ul style="list-style-type: none"> <li>• Low insertion force.</li> <li>• Reclosable.</li> <li>• Hidden fastener, good aesthetics</li> </ul>
	<b>Glass</b>		
		<b>Mating Surface:</b>	Various
<b>Recommended Part Selections:</b>		<ol style="list-style-type: none"> <li>1. PSA* (SJ3752, SJ3781, SJ3751)</li> </ol>	
<b>Benefits:</b>		<ul style="list-style-type: none"> <li>• Easy to install.</li> <li>• Strong enough to hold glass in place during assembly while urethane sealant cures.</li> </ul> <p><small>* Note: SJ3751 to SJ3751 engagement is considered a permanent/non-reclosable bond.</small></p>	
<b>Electronic Component Attachment</b>			
	<b>Mating Surface:</b>	Various	
	<b>Recommended Part Selections:</b>	<ol style="list-style-type: none"> <li>1. Ultrasonic Bondable (SJ3799, SJ3766, SJ3768)</li> <li>2. Slide-In (SJ3248, SJ3249)</li> <li>3. PSA* (SJ3752, SJ3781, SJ3751)</li> </ol>	
	<b>Benefits:</b>	<ul style="list-style-type: none"> <li>• Low insertion force.</li> <li>• Reclosable.</li> <li>• Reduces rattling and vibration of components.</li> <li>• Attachment not affected by environmental conditions (temperature, humidity, etc.)</li> </ul>	
Load Floor	<b>Load Floor</b>		
		<b>Mating Surface:</b>	Flooring
		<b>Recommended Part Selections:</b>	<ol style="list-style-type: none"> <li>1. Ultrasonic Bondable (SJ3799, SJ3766, SJ3768)</li> <li>2. Slide-In (SJ3248, SJ3249)</li> <li>3. PSA* (SJ3752, SJ3781, SJ3751)</li> </ol>
		<b>Benefits:</b>	<ul style="list-style-type: none"> <li>• Low insertion force.</li> <li>• Reclosable.</li> <li>• Reduces rattling and vibration of components.</li> <li>• Blind fastener with positive engagement feedback.</li> </ul>

\* Promoter may be required to certain plastics depending on strength of attachment needed. Please contact a 3M technical service representative for a recommendation.

## Product Selection Guide

### *3M™ Dual Lock™ Reclosable Fasteners for Interior Applications*

Page 4

---

<b>Contact Information</b>	Call 1-800-328-1684 for more information. The information provided in this technical document is intended as a guide for this product. For more information and help in selecting a 3M product for an application, please contact a 3M technical service representative.
----------------------------	--

---

**Technical Information:** The technical information, recommendations and other statements contained in this document are based upon tests or experience that 3M believes are reliable, but the accuracy or completeness of such information is not guaranteed.

**Product Use:** Many factors beyond 3M's control and uniquely within user's knowledge and control can affect the use and performance of a 3M product in a particular application. Given the variety of factors that can affect the use and performance of a 3M product, user is solely responsible for evaluating the 3M product and determining whether it is fit for a particular purpose and suitable for user's method of application.

**Warranty, Limited Remedy, and Disclaimer:** Unless an additional warranty is specifically stated on the applicable 3M product packaging or product literature, 3M warrants that each 3M product meets the applicable 3M product specification at the time 3M ships the product. 3M MAKES NO OTHER WARRANTIES OR CONDITIONS, EXPRESS OR IMPLIED, INCLUDING, BUT NOT LIMITED TO, ANY IMPLIED WARRANTY OR CONDITION OF MERCHANTABILITY OR FITNESS FOR A PARTICULAR PURPOSE OR ANY IMPLIED WARRANTY OR CONDITION ARISING OUT OF A COURSE OF DEALING, CUSTOM OR USAGE OF TRADE. If the 3M product does not conform to this warranty, then the sole and exclusive remedy is, at 3M's option, replacement of the 3M product or refund of the purchase price.

**Limitation of Liability:** Except where prohibited by law, 3M will not be liable for any loss or damage arising from the 3M product, whether direct, indirect, special, incidental or consequential, regardless of the legal theory asserted, including warranty, contract, negligence or strict liability.

# 3M

**Automotive Division**  
3M Center, Building 223-1S-02  
St. Paul, MN 55144-1000  
[www.3M.com/autosolutions](http://www.3M.com/autosolutions)

© 3M 2012  
3M and Dual Lock are Trademarks of  
3M Company.  
Printed in U.S.A.



ISO/TS 16949:2002  
File No. A2109