


High Speed Fiber Optic Transmitter

OPF1412T, OPF1414, OPF1414T



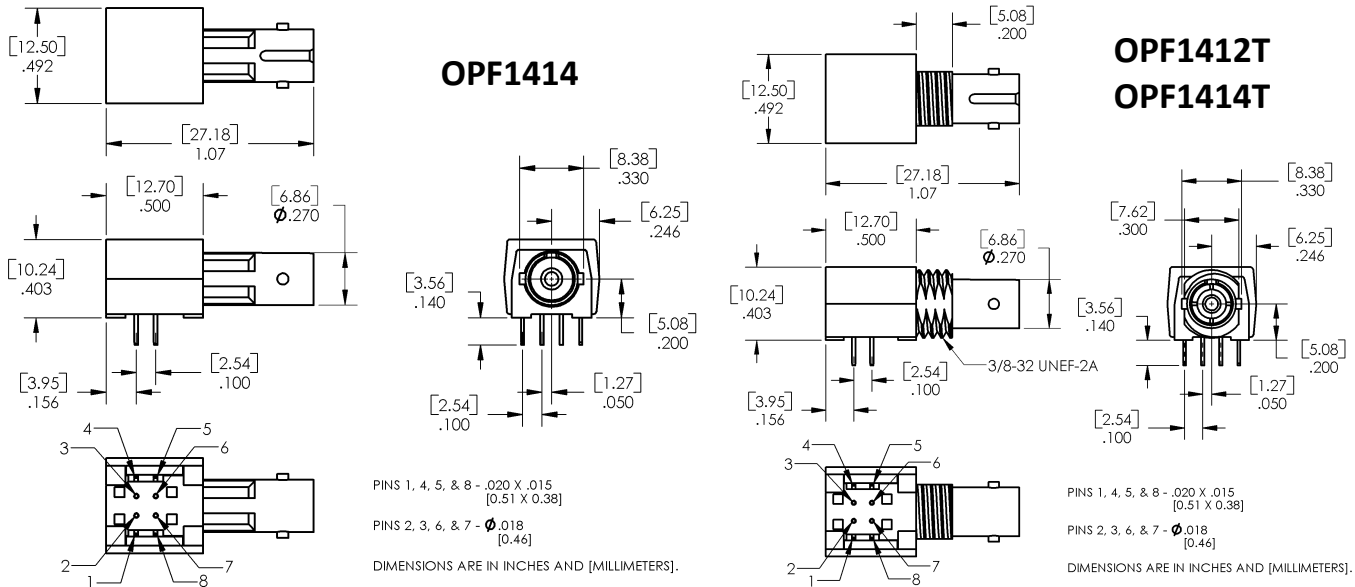
Features:

- Low cost
- High speed
- No mounting hardware required
- Wide temperature range
- 100% LED burn-in (96 hours)
- SMA or ST style ports
- Wave solderable



Description:

The OPF1412F and OPF1414 series fiber optic transmitters contain a high speed 840 nm GaAlAs LED. This LED in conjunction with the package lensing is designed to efficiently couple light into multimode optical fibers ranging in size from 50/125 μm up to 200/230 μm. The high coupling efficiency of the LED and lensing allows the devices to be used at low current drive levels thus decreasing the power consumption and increasing system reliability. The consistency of coupling varies by less than 5 dB from part to part which reduces the dynamic range requirements of the receiver. The high power (-16.0 dBm into 50/125 μm) OPF1414 was designed for small fiber applications or where there are large fixed losses such as in systems that contain star couplers or in line connectors.



Pin #	Description	Pin #	Description
1	No Connection	8	No Connection
2	Anode	7	Anode
3	Cathode	6	Anode
4	No Connection	5	No Connection

Part Number	Typ. dBm into 50/125μm @ 60mA	Typ. dBm into 100/140μm @ 60mA
OPF1412T	-16.0	-12.0
OPF1414	-12.0	-6.5
OPF1414T	-12.0	-6.5



General Note

TT Electronics reserves the right to make changes in product specification without notice or liability. All information is subject to TT Electronics' own data and is considered accurate at time of going to print.

TT Electronics | OPTEK Technology
 2900 E. Plano Pkwy, Plano, TX 75074 | Ph: +1 972 323 2200
www.ttelectronics.com | sensors@ttelectronics.com

Electrical Specifications

Absolute Maximum Ratings ($T_A = 25^\circ\text{C}$ unless otherwise noted)

Storage Temperature Range	-55°C to +85°C
Operating Temperature Range	-40°C to +85°C
Forward Input Current	Peak 200 mA DC 100 mA
Reverse Input Voltage	1.8 V
Lead Soldering Temperature (1/16" (1.6 mm) from case for 5 seconds with soldering iron) ⁽¹⁾	260° C

Notes:

(1) All parameters tested using pulse technique.

Electrical Characteristics ($T_A = -40^\circ\text{C}$ to +85° C unless otherwise noted) Typ. values are at 25° C.

SYMBOL	PARAMETER	MIN	TYP	MAX	UNITS	TEST CONDITIONS
V_F	Forward Voltage	1.48	1.70 1.84	2.09	V	$I_F = 60\text{ mA}$ $I_F = 100\text{ mA}$
V_F/T	Forward Voltage Temperature Coefficient		-0.20		mV/°C	$I_F = 60\text{ mA}$
V_{BR}	Reverse Input Voltage	1.8	3.8		V	$I_R = 100\ \mu\text{A}$
λ_p	Peak Emission Wavelength	820	840	865	nm	$I_F = 60\text{ mA}$
C_T	Diode Capacitance		55		pF	$V = 0, f = 1\text{ MHz}$
P_T/T	Optical Power Temperature Coefficient		-0.008 -0.020		dB/°C	$I_F = 60\text{ mA}$ $I_F = 100\text{ mA}$
t_r, t_f	Rise Time, Fall Time (10% to 90%)		4.0	6.5	ns	$I_F = 60\text{ mA}$, no pre-bias

Peak Output Optical Power

SYMBOL	PARAMETER	1412			1414			UNITS	TEST CONDITIONS
		MIN	TYP	MAX	MIN	TYP	MAX		
P_{T100}	100/140 μm Fiber Cable N.A. = 0.30	-15.0	-12.0	-10.0	-9.5	-6.5	-4.5	dBm	$I_F = 60\text{ mA}, T_A = 25^\circ\text{C}$
		-13.5	-10.0	-7.6	-8.0	-4.5	-2.1		$I_F = 100\text{ mA}, T_A = 25^\circ\text{C}$
P_{T62}	62.5/125 μm Fiber Cable N.A. = 0.275	-19.0	-16.0	-14.0	-15.0	-12.0	-10.0	dBm	$I_F = 60\text{ mA}, T_A = 25^\circ\text{C}$
		-17.5	-14.0	-11.6	-13.5	-10.0	-7.6		$I_F = 100\text{ mA}, T_A = 25^\circ\text{C}$
P_{T50}	50/125 μm Fiber Cable N.A. = 0.20	-21.8	-18.8	-16.8	-18.8	-15.8	-13.8	dBm	$I_F = 60\text{ mA}, T_A = 25^\circ\text{C}$
		-20.3	-16.8	-14.4	-17.3	-13.8	-11.4		$I_F = 100\text{ mA}, T_A = 25^\circ\text{C}$

General Note

TT Electronics reserves the right to make changes in product specification without notice or liability. All information is subject to TT Electronics' own data and is considered accurate at time of going to print.

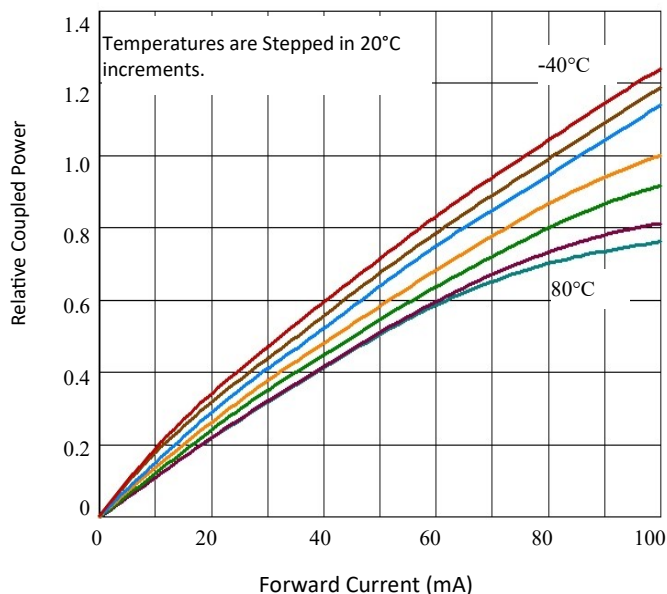
High Speed Fiber Optic Transmitter

OPF1412, OPF1412T, OPF1414, OPF1414T

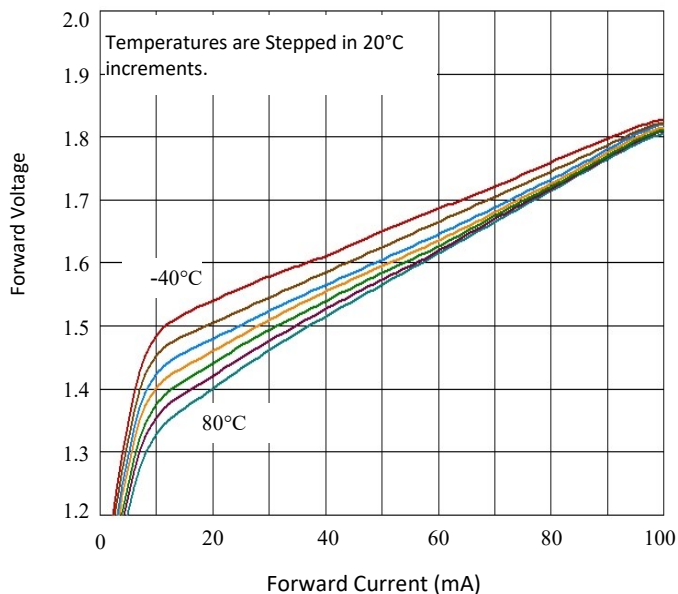


Performance

Relative Coupled Power vs Forward Current



Typical Forward Voltage vs Forward Current



General Note

TT Electronics reserves the right to make changes in product specification without notice or liability. All information is subject to TT Electronics' own data and is considered accurate at time of going to print.

TT Electronics | OPTEK Technology
2900 E. Plano Pkwy, Plano, TX 75074 | Ph: +1 972 323 2200
www.ttelectronics.com | sensors@ttelectronics.com