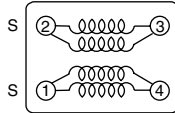


CPFC85

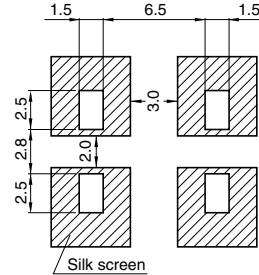
Outline

DC common mode chokes

Schematics

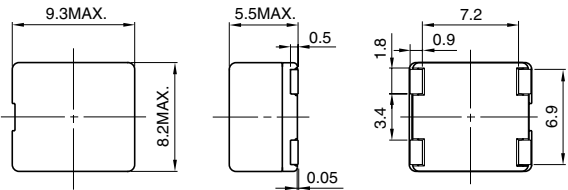


Recommended land patterns(mm)

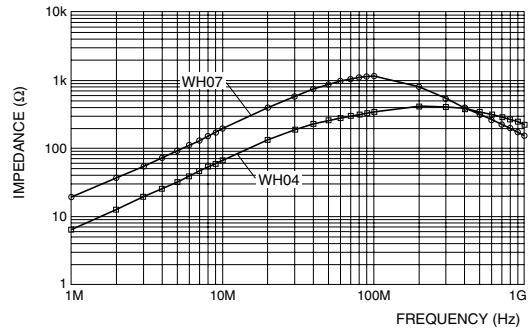


In order to prevent short-circuiting, a silk screen is recommended.

Dimensions (mm)



Impedance Characteristics



Features

- EMI filter of 15k Ohm at 1.0 MHz
- Small size
- SMT type & Reflow soldering is available.

Application

- ADSL modem, EMI filter for telephone line

Specifications

Type	Impedance (1-4)(2-3)	D.C.R (1-4)(2-3)	Rated current
CPFC85-WH07	1kΩ (@100MHz)	Max. 0.02Ω	4.00A
CPFC85-WH04	300 Ω (@100MHz)	Max. 0.02Ω	5.65A

Sales Contact

North America
1701 Golf Road, Tower 3
Suite 400, Rolling
Meadows, IL 60008, USA
Tel: (1) 847 545-6700
Fax: (1) 847 545-6720

Japan
Nihonbashi- ingyocho
2-Chome, Chuo-ku,
Tokyo, Japan
Tel: (81) 03 3667-3301
Fax: (81) 03 3667-3456

Hong Kong
14/F, Eastern Centre,
1065 King's Road, Quarry
Road, Hong Kong
Tel: (852) 2880-6688
Fax: (852) 2880-9596

Taiwan
No. 171, Futech Street,
Hsin-I, Taipei, Taiwan,
ROC
Tel: (886) 2 2726-2177
Fax: (886) 2 2728-2726

Singapore
996 Bendemeer
Road #04-05 to 06
Singapore 339944
Tel: (65) 2963-388
Fax: (65) 2963-390

Europe
Chaussee de Tervuren113A,
1160 Brussels
Belgium
Email:
europe.sales@hk.sumida.com