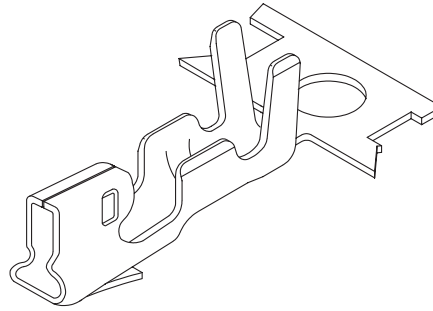




SWT201 Series Crimp Terminal

SPECIFICATIONS

- Material: Phosphor Bronze
- Plating: See Part Number Options
- Contact Resistance: 20 milli Ohms Max
- Current Rating: 1 Amp
- Wire Range: AWG #24 - #28
- Insulation O.D.: Ø1.20mm ~ Ø1.50mm
- Quantity Per Reel = 10,000 Pieces
- Used in SWH201 Series Housing



PART NUMBER OPTIONS

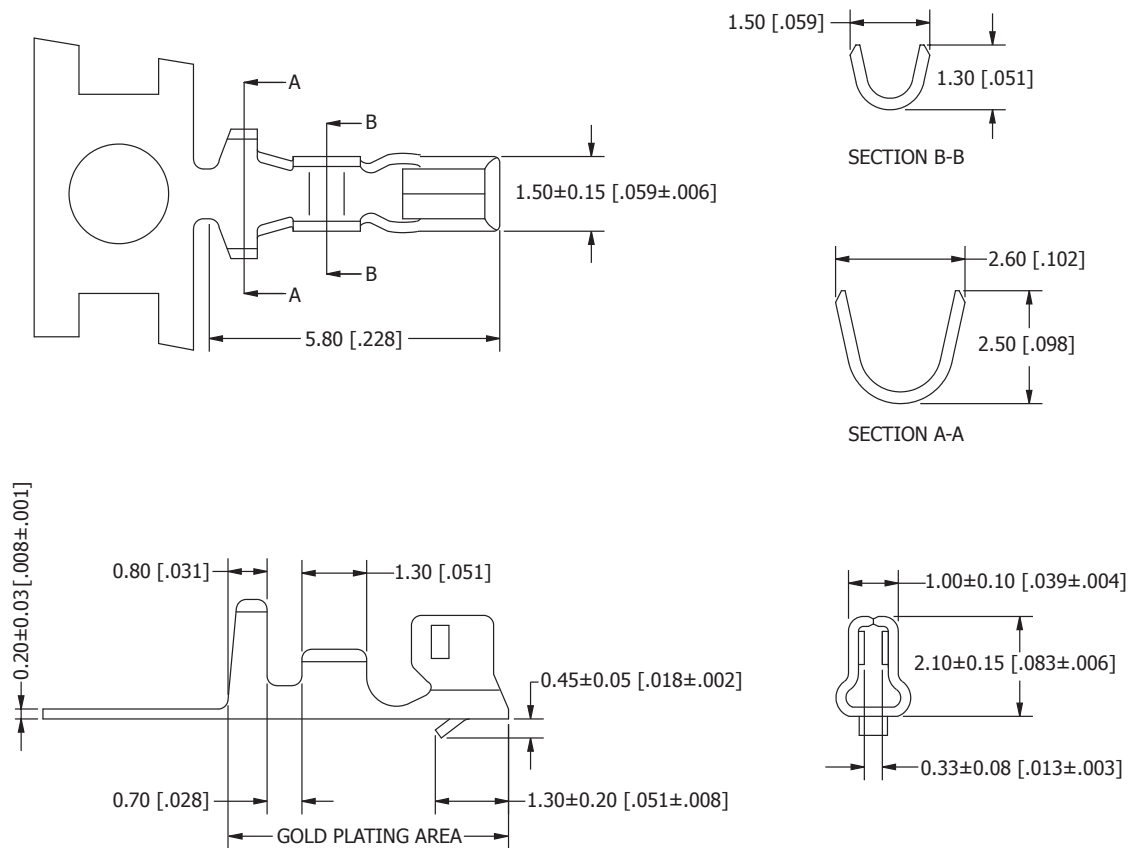
SWT201-UPTN-S01-UU-UU

CONTACT FINISH - RoHS Compliant

T = .000015" Min Nickel Underplate, .000040" Min Pure Tin, Bright Overall

P = .000040" Min Nickel Underplate, Gold Flash Overall

DIMENSIONS

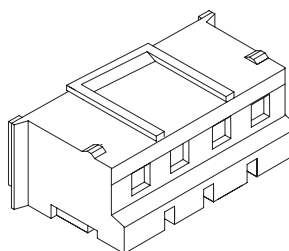
 Dimensions in [] are in inches, all others are in millimeters.



SWH201 Series Housing 2.00 mm [.079"] Contact Centers

SPECIFICATIONS

- Insulator Material: Nylon, UL 94V-0 Color: White
- Dielectric Withstanding Voltage: 800 VAC
- Insulator Resistance: 1000 Megohms Minimum
- Operating Temperature: -25°C to +85°C
- Voltage Rating: 125 VAC/DC
- Suitable for SWH201 Series Terminal
- Mates with SWR201 Series Single Row Wafer



PART NUMBER OPTIONS

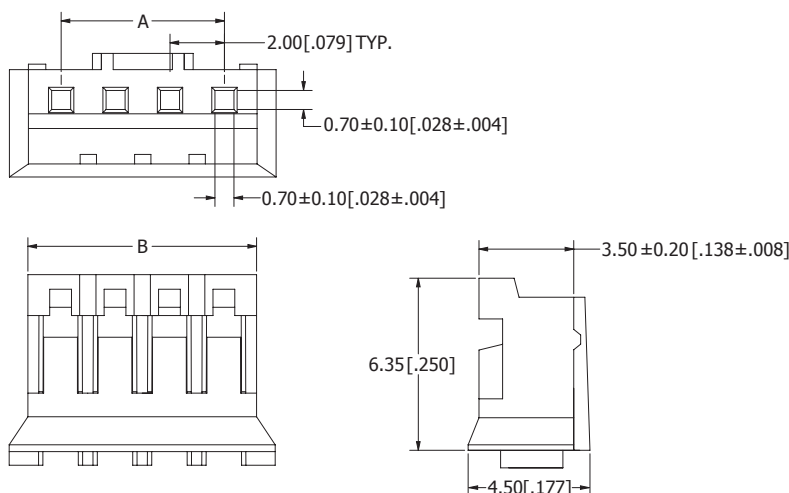
SWH201-NULN-S16-UU-WH

NUMBER OF POSITIONS

02 thru 16

See Chart Below

DIMENSIONS Dimensions in [] are in inches, all others are in millimeters.



PART NUMBER	POSITIONS/ CONTACTS	A		B	
		mm	in	mm	in
SWH201-NULN-S02-UU-WH	02/02	2.00	0.079	4.40	0.173
SWH201-NULN-S03-UU-WH	03/03	4.00	0.157	6.40	0.252
SWH201-NULN-S04-UU-WH	04/04	6.00	0.236	8.40	0.331
SWH201-NULN-S05-UU-WH	05/05	8.00	0.315	10.40	0.409
SWH201-NULN-S06-UU-WH	06/06	10.00	0.394	12.40	0.488
SWH201-NULN-S07-UU-WH	07/07	12.00	0.472	14.40	0.567
SWH201-NULN-S08-UU-WH	08/08	14.00	0.551	16.40	0.646
SWH201-NULN-S09-UU-WH	09/09	16.00	0.630	18.40	0.724
SWH201-NULN-S10-UU-WH	10/10	18.00	0.709	20.40	0.803
SWH201-NULN-S11-UU-WH	11/11	20.00	0.787	22.40	0.882
SWH201-NULN-S12-UU-WH	12/12	22.00	0.866	24.40	0.961
SWH201-NULN-S13-UU-WH	13/13	24.00	0.945	26.40	1.039
SWH201-NULN-S14-UU-WH	14/14	26.00	1.024	28.40	1.118
SWH201-NULN-S15-UU-WH	15/15	28.00	1.102	30.40	1.197
SWH201-NULN-S16-UU-WH	16/16	30.00	1.181	32.40	1.276