


# 3M™ MetPak™ HM Header

2 mm Type B25, 125/175 Contacts, 5 Row, Straight

HM Series



- Modular/scalable format IEC 61076-4-101
- Press-fit or solder tail version
- 63 mated lines per linear inch
- Ships with protective cap, which also serves as an insertion tool
- End-to-end stackable with 5 row 3M™ MetPak™ CP2, HM and HSHM products
- See the Regulatory Information Appendix (RIA) in the “RoHS compliance” section of [www.3mconnector.com](http://www.3mconnector.com) for compliance information

Date Modified: November 16, 2010

TS-2006-B  
Sheet 1 of 3

## Physical

### Insulation:

Material: High Temperature Thermoplastic (LCP)  
Flammability: UL 94V-0

### Color:

Material: Copper Alloy  
Plating: See Ordering information

**Marking:** 3M Logo, Part Number, Revision, Date Code

## Performance

### Mechanical:

Normal Force (Nominal): 0.57 N [58 g] Signal  
Engagement Force (Nominal): 0.32 N [33 g] Signal  
Separation Force (Nominal): 0.20 N [20 g] Signal  
Wipe (Nominal, Shortest Contact): 2.67 mm [0.105 in] Signal  
Mate/Unmate Cycles: 250  
Application: This module is not suitable for stand-alone use. (Refer to IEC-61076-4-101)

### Electrical:

Current Rating (Fully Loaded): 1 A @ 70° C Signal, 8.25 A at 70°C Power  
Insulation Resistance:  $1 \times 10^4 \text{ M}\Omega$  @ 100 V<sub>DC</sub>  
Withstanding Voltage: 750 V<sub>rms</sub>

## Environmental

**Temperature Rating:** -55° C to 125° C

**Process Rating:** Maximum 260°C (per J-STD-020C)

**Withstanding Voltage:** 1 (per J-STD-020C)

UL File No.: E68080

MetPak is a trademark of 3M Company.

**3M**

Electronic Solutions Division  
Interconnect Solutions  
<http://www.3Mconnector.com>

3M is a trademark of 3M Company.  
For technical, sales or ordering information call  
**800-225-5373**

# 3M™ MetPak™ HM Header

2 mm Type B25, 125/175 Contacts, 5 Row, Straight

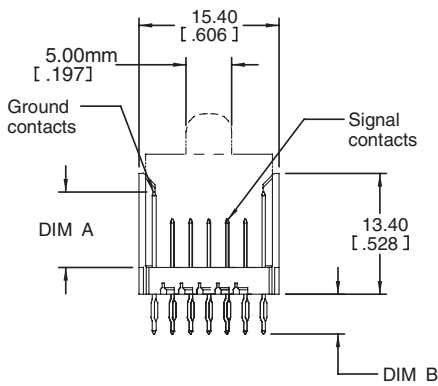
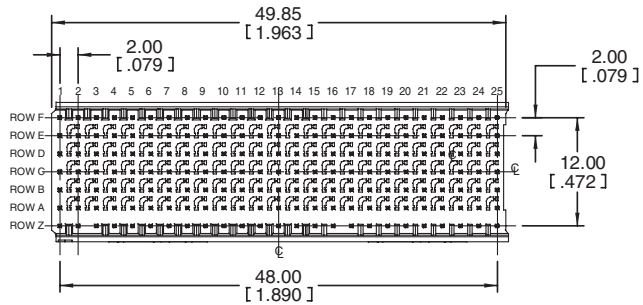
HM Series



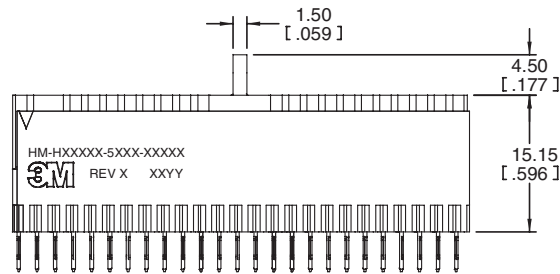
mm  
(Inch)

Tolerance Unless Noted		
	0	0.0
mm	±3	±0.3
		±0.13

[ ] Dimensions for Reference Only



DIM A = Pin mating length  
DIM B = Pin tail length



This view shown with protective cap\*

\* Cap to be removed after press-fit installation process

## Ordering Information

**HM - H125B1 - 5CX1 - XXXXX** (rows F and Z not loaded)

**HM - H175B2 - 5BX1 - XXXXX** (rows F and Z loaded 8.3 mm mate length)

Tail Style:  
P = Press-fit tail  
S = Solder tail

Plating  $\mu\text{m}$  [  $\mu\text{in}$  ]:

TG30 = 0.76 [30] Min. Au Contact Area  
2.54 [100] Min. SnPb Terminal Area (RIA C2 & E2 apply)  
1.27 [50] Min. Ni All over  
Standard Option

TG30L = 0.76 [30] Min. Au Contact Area, Lubricated  
2.54 [100] Min. SnPb Terminal Area (RIA C2 & E2 apply)  
1.27 [50] Min. Ni All over  
Typically higher make order quantities as compared to TG30.

TG50 = 1.27 [50] Min. Au Contact Area, Lubricated  
2.54 [100] Min. SnPb Terminal Area (RIA C2 & E2 apply)  
1.27 [50] Min. Ni All over  
Non-Standard Option (Available with longer lead times and higher make order quantities, MOQ)

Standard configuration  
DIM A = 5.3 mm for rows A through E  
DIM B = 4.4

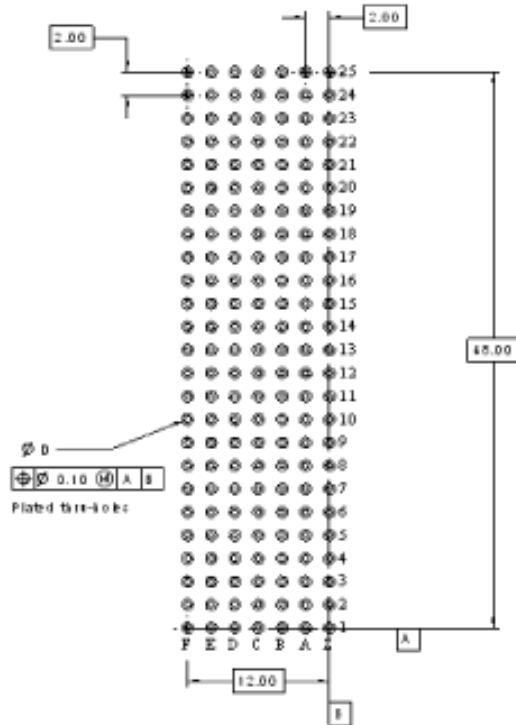
For non-standard configurations contact sales representative

TS-2006-B  
Sheet 2 of 3

# 3M™ MetPak™ HM Header

2 mm Type B25, 125/175 Contacts, 5 Row, Straight

HM Series



Recommended PCB hole mounting pattern

Hole Plating Table

Finished Hole Dia. "D"	Cu. Thickness	SnPb Thickness	Drilled Hole Dia.
0.550 - 0.650 [.0217 - .0256]	0.025 - 0.045 [.0010 - .0018]	0.008 - 0.018 [.0003 - .0007]	0.686 - 0.727 [.0270 - .0286]

TS-2006-B  
Sheet 3 of 3

**Important Notice**

All statements, technical information, and recommendations related to 3M's products are based on information believed to be reliable, but the accuracy or completeness is not guaranteed. Before using this product, you must evaluate it and determine if it is suitable for your intended application. You assume all risks and liability associated with such use. Any statements related to the product which are not contained in 3M's current publications, or any contrary statements contained on your purchase order shall have no force or effect unless expressly agreed upon, in writing, by an authorized officer of 3M.

**Warranty; Limited Remedy; Limited Liability.**

This product will be free from defects in material and manufacture for a period of one (1) year from the time of purchase. **3M MAKES NO OTHER WARRANTIES INCLUDING, BUT NOT LIMITED TO, ANY IMPLIED WARRANTY OF MERCHANTABILITY OR FITNESS FOR A PARTICULAR PURPOSE.** If this product is defective within the warranty period stated above, your exclusive remedy shall be, at 3M's option, to replace or repair the 3M product or refund the purchase price of the 3M product. **Except where prohibited by law, 3M will not be liable for any indirect, special, incidental or consequential loss or damage arising from this 3M product, regardless of the legal theory asserted.**

**3M Electronics Solutions Division**

6801 River Place Blvd.  
Austin, TX 78726-9000  
U.S.A.  
1-800-225-5373  
[www.3Mconnector.com](http://www.3Mconnector.com)

Please recycle. Printed in USA.  
© 3M 2010. All rights reserved.  
RIA-2217B-E

3M is a trademark of 3M Company.