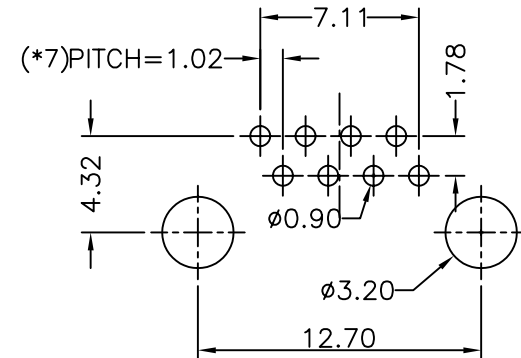
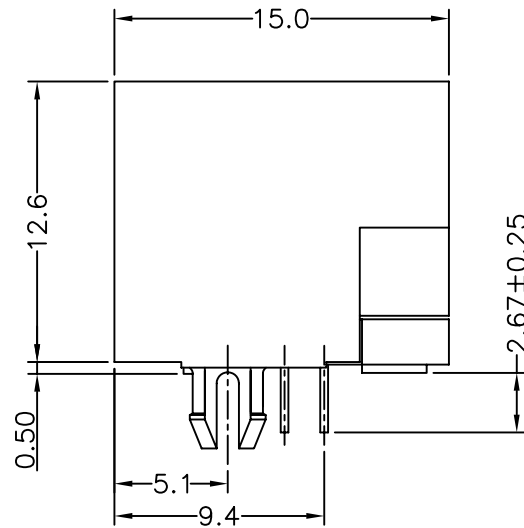
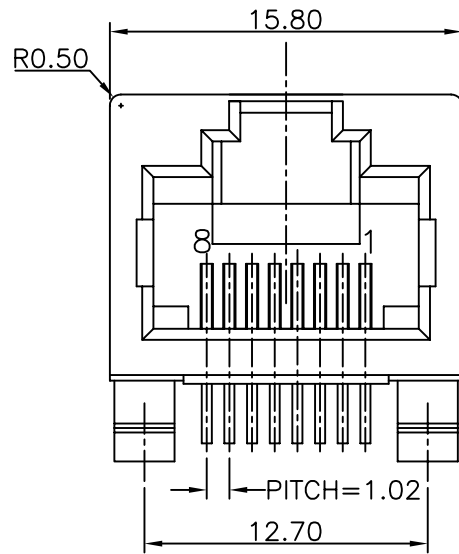


REVISION RECORD		
REV	DESCRIPTION	DRFT



PC BOARD LAYOUT T=1.60mm
 COMPONENT SIDE SHOWN
 TOLERANCES ± 0.05mm

NOTES:

ELECTRICAL:

- VOLTAGE RATING : 125 VAC RMS.
- CURRENT RATING : 1.5 AMP.
- CONTACT RESISTANCE : 35 MILLIOHMS MAX.
- INSULATION RESISTANCE: 1000 MEGOHMS MIN @ 500 VDC.
- DIELECTRIC STRENGTH : 1000 VDC RMS 60Hz, 1MIN.
- OPERATING: 750 CYCLES MIN.

MECHANICAL:

- HOUSING MATERIAL : GLASS FIBER FILLED NYLON, UL94V-0\BLACK.
- INSERT MATERIAL : GLASS FIBER FILLED NYLON, UL94V-0\BLACK.
- CONTACT MATERIAL : PHOSPHOR BRONZE 0.35mm THICKNESS.
- PLATING : GOLD PLATING OVER NICKEL.
- PCB RETENTION PRE-SOLDER : 1 LB MIN.
- PCB RETENTION POST-SOLDER: 10 LBS MIN.

ENVIRONMENTAL:

- STORAGE : -40°C TO +85°C.
 - OPERATION: -40°C TO +85°C.
 - WAVE SOLDERING TEMPERATURE: 255°C ± 5°C (5 SEC MAX).
- MATES WITH MODULAR PLUG CONFORMING TO
 FCC PART 68, SUBPART F.

E5J88-00LJG2-L	6u"
PART NO.	Au PLATING

DETACHED LISTS	MM (INCH)	RoHS Compliant		Pulse Electronics		
	TOLERANCES EXCEPT AS NOTED		TITLE			
	MM	±	LED JACK UTP W/O LED			
	.0 ± 0.25	±	DFTO : ELLA		DRAWING NO. CE5J88-00LJGX-L	SIZE A3
.00 ± 0.20	±	DATE : 03/20/2013		/PART NO. E5J88-00LJG2-L		
.000 ± 0.10	±	SCALE : 4:1		DO NOT SCALE DRAWING		SHEET 1 OF 1
ANGLES ± 1°		THIRD ANGLE PROJECTION				