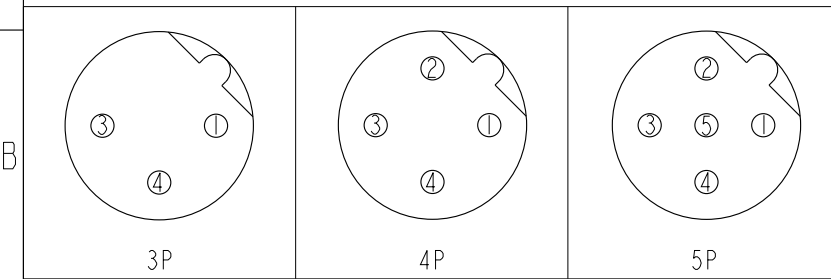
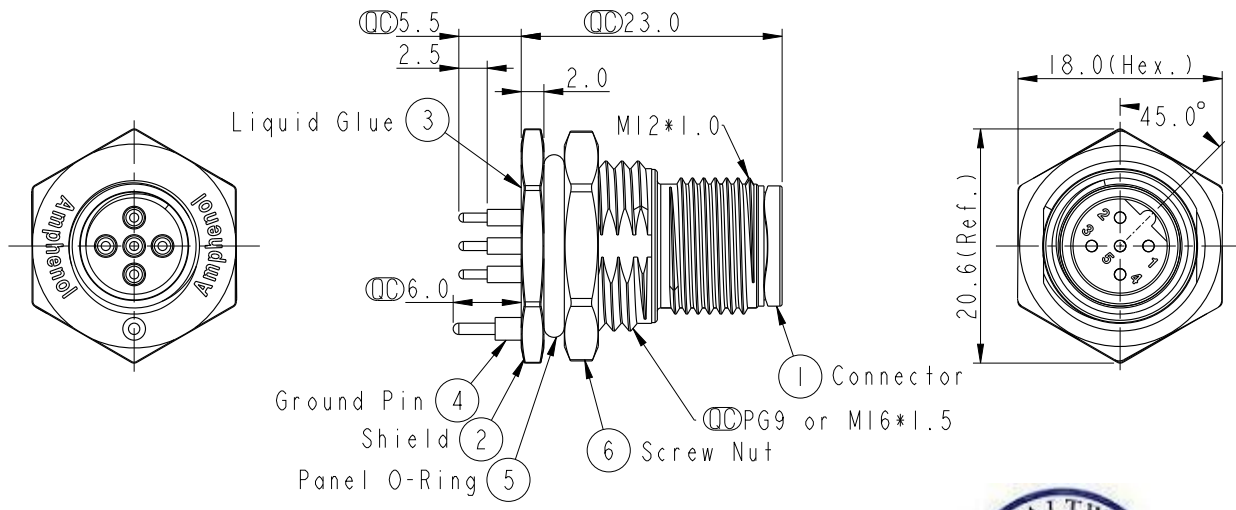
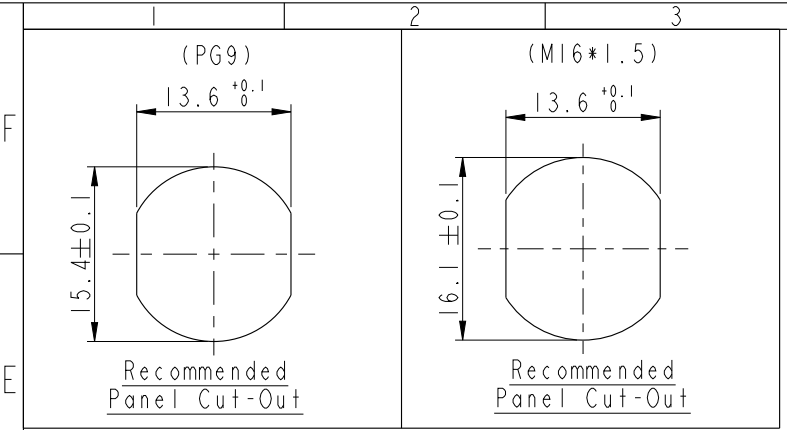



THIS DOCUMENT IS SUBJECT TO CHANGE WITHOUT NOTICE. IT IS CONFIDENTIAL AND A PROPERTY OF Amphenol LTW. DISCLOSURE TO THIRD PARTY HAS TO BE AUTHORIZED BY Amphenol LTW.

| REV. | ECN NO. | DATE | SIGN | DESCRIPTION |
|------|----------------|------------|-------------|--------------------------|
| B | LEN1580043-044 | 2015/07/26 | Yulong_wang | Change to Share Drawing. |
| C | LEN1690066-067 | 2016/09/06 | Yulong_wang | Add 3, 4 Pin & IP69K. |



Pin Assignment Front View

- Note:
- * \varnothing Important Dimension.
 - * Waterproof Rate: IP68, IP69K.
 - * Housing: Nylon+GF, Black.
 - * Male Pin: Copper Alloy, Gold Plated.
 - * Shield: Zinc Alloy, Nickel Plated.
 - * Ground Pin: Copper Alloy, Gold Plated.
 - * Screw Nut: Zinc Alloy, Nickel Plated.
 - * Panel O-Ring: Viton, Black.
 - * Rated Voltage: 3 & 4Pin 250V dc. or ac.
5Pin 60V dc. or ac.
 - * Rated Current: 4A
 - * Operating Temperature: -40~+105°C
 - * For Panel Thickness Max 4.5mm.
 - * Recommended Nut Torque: 4-6 Kgf.cm.



| | | | |
|---|----------------|---------------------------------|---|
| UNIT: mm | | | TITLE MI2 B-Code Male Conn. PCB Type Shielded |
| TOLERANCE .X ±0.25 .XX ±0.1 .XXX ±0.05 ANGLES ±1° | SCALE 3:2 | SIZE A4 | SHEET 1 OF 2 |
| REV. C | WC-REV. A.5 | \varnothing : Inspection item | |

Amphenol LTW
安費諾亮泰企業股份有限公司

| | | |
|-------------------------------|-------------------------|--------------------|
| ITEM NO. | DRAWN BY Yulong_wang | DATE 2016-09-06 |
| DWG NO. MSBS-XXPMMP-SF8XXX | CHECKED BY Jinhai | DATE 2016-09-06 |
| CUSTOMER ALTW | APPROVED BY Jerry | DATE 2016-09-06 |

THIS DOCUMENT IS SUBJECT TO CHANGE WITHOUT NOTICE. IT IS CONFIDENTIAL AND A PROPERTY OF Amphenol LTW. DISCLOSURE TO THIRD PARTY HAS TO BE AUTHORIZED BY Amphenol LTW.

1 2 3 4 5 6 7 8

F
E
D
C
B
A

M SBS - XX P M M P - S F 8 XXX

SBS: B-Code Shielded

03: 3Pin
04: 4Pin $\triangle C$
05: 5Pin

P: Panel (板端)

M: Male Connector (公座)

M: Male Pin (公Pin)

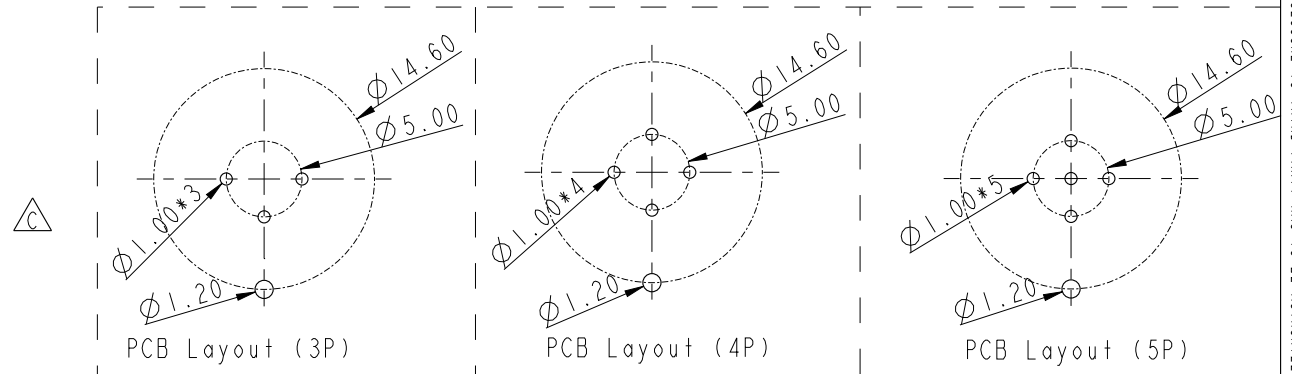

001: PG9
002: M16*1.5

8: IP68/69K (防水等級68/69K) $\triangle C$

F: Front Fasten (前鎖式/Enclosure Rear Mount)

S: Screw (螺紋式)

P: PCB THT/DIP Type (180° 基板插件式)



| | | |
|-----------|------------|--|
| UNIT: mm | | |
| TOLERANCE | .X ±0.25 | |
| | .XX ±0.1 | |
| | .XXX ±0.05 | |
| ANGLES | ±1° | |

| | | | |
|---|----------------|---------------------|--|
| TITLE M12 B-Code Male Conn. PCB Type Shielded | | | |
| SCALE 3:2 | SIZE A4 | SHEET 2 OF 2 | |
| REV. C | WC-REV. A.3 | QC: Inspection item | |

Amphenol LTW
安費諾亮泰企業股份有限公司

| | | |
|------------------------------|-------------------------|--------------------|
| ITEM NO | DRAWN BY Yulong_wang | DATE 2016-09-06 |
| DWG NO MSBS-XXPMMP-SF8XXX | CHECKED BY Jinhai | DATE 2016-09-06 |
| CUSTOMER ALTW | APPROVED BY Jerry | DATE 2016-09-06 |

| |
|--------------------|
| DATE 2016-09-06 |
| DATE 2016-09-06 |
| DATE 2016-09-06 |

2 3 4 5 6 7 8 FMW10702-01-02A1