


Peak Power Industrial Power Supplies

Features

- ◆ Limited Lifetime Warranty
- ◆ 300% Peak Power Capability
- ◆ Small package Size
- ◆ Universal Input (85 - 265VAC)
- ◆ High Efficiency



Key Market Segments & Applications



Specifications			HWS300P	HWS600P
Input Voltage range	-		85 - 265VAC (47 - 63Hz) or 120 - 330VDC	
Input Current (Typ)	(1) A		3.6/1.9	7.2/3.7
Inrush Current	(1) A		20 / 40	
Power Factor	-		Meets EN61000-3-2	
Temperature Coefficient	-		<0.02%/°C	
Overcurrent Protection	-		See table on page 2 (Recycle AC or remote on/off to reset)	
Overvoltage Protection	V		See table on page 2 (Recycle AC or remote on/off to reset)	
Hold Up Time (Typ)	ms		20	
Efficiency	(1) %		84 / 87	
Leakage Curr. (@240VAC, 60Hz)	mA		<0.75mA (Typically 0.2mA at 100VAC)	
Remote Sense	-		No	
Indicator	-		Green LED = ON	
Remote on/off	-		Yes	
Line Regulation	mV		24V: 96mV, 36V: 144mV, 48V: 192mV	
Load Regulation	mV		24V: 144mV, 36V: 216mV, 48V: 288mV	
Ripple & Noise	mV		24V: 150mV, 36V: 200mV, 48V: 350mV	
Parallel operation	-		No	Yes, up to 2 units
DC Good	-		Yes	
Operating Temperature	-		-10°C to +70°C, derate linearly to 50% load from 50°C to 70°C	
Storage Temperature	-		-30 to +85°C	
Humidity (non condensing)	-		Operating: 10 - 90%RH, Non operating 10 - 95%RH	
Cooling	-		Internal fan	
Withstand Voltage	-		Input to Ground 2.5kVAC, Input to Output 3kVAC, Output to Ground 500VAC for 1 min.	
Isolation Resistance	-		>100M at 25C & 70%RH, Output to Ground 500VDC	
Vibration (non operating)	-		10 - 55Hz (1 minute sweep), 19.6m/s ² constant X, Y, Z 1 hour	
Shock	-		< 196.1 m/s ²	
Safety Agency Certification	-		IEC/EN/UL/CSA 60950-1 and 62368-1, EN50178, CE Mark	
Line Dip	-		Complies with SEMI F47 (200VAC line only)	
Conducted & Radiated EMI	-		EN55011 / EN55022, FCC VCCI Class B	
Immunity	-		IEC61000-4-2, -3, -4, -6 (Level 3), -5, -8 (Level 4), -11	
Weight (Typ)	g		1,000	1,600
Size (WxHxD)	in		2.4 x 3.23 x 6.5"	3.94 x 3.23 x 6.5"
Warranty	-		Limited Lifetime	

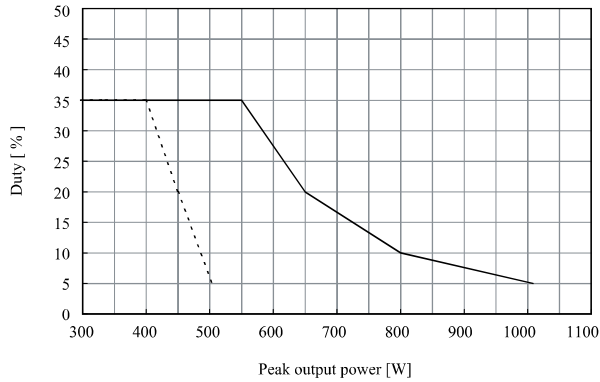
(1) 100/200VAC

Peak Output Power vs. Duty Cycle

HWS300P

Peak output power v.s. Duty

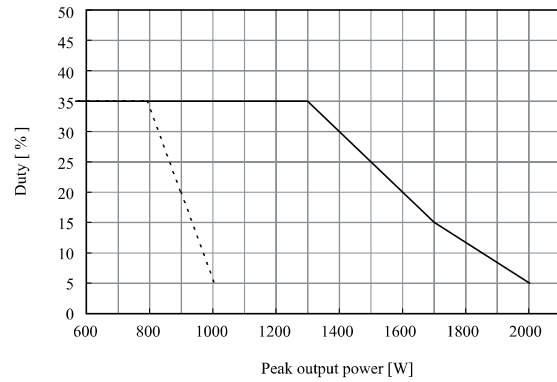
-----AC100V
 ———AC200V



HWS600P

Peak output power v.s. Duty

-----AC100V
 ———AC200V



Output Ratings

Model	Voltage V	Adjust Range V	Max Avg. Current A	Max Avg. Power W	Peak Current A ^(1,2)	Max Peak Power W ⁽¹⁾	Overcurrent Minimum A	Overvoltage V
HWS300P-24	24V	19.2 - 26.4	12.5	300	21 / 42	504 / 1008	21.4 / 42.8	27.6 - 32.4
HWS600P-24	24V	19.2 - 26.4	25	600	40.5 / 83	972 / 1992	41.3 / 84.6	27.6 - 32.4
HWS300P-36	36V	28.8 - 39.6	8.4	302.4	14 / 28	504 / 1008	14.3 / 28.6	41.4 - 48.6
HWS600P-36	36V	28.8 - 39.6	16.7	601.2	27 / 55.5	972 / 1998	27.5 / 56.6	41.4 - 48.6
HWS300P-48	48V	38.4 - 52.8	6.3	302.4	10.5 / 21	504 / 1008	10.7 / 21.4	55.2 - 64.8
HWS600P-48	48V	38.4 - 52.8	12.5	600	20 / 41.5	960 / 1992	20.4 / 42.3	55.2 - 64.8

Notes

(1) 100/200VAC

(2) 200-265VAC Input, 5s maximum on time up to 35% duty cycle (see instruction manual)

Other Industrial Products

HWS	15W to 1800W single output
LZSa	500W to 1500W Single output
SWS	50W to 1000W, low cost
DPP, DLP & DSP	10W to 480W DIN Rail Mount

Options

Suffix	Description
Blank	HWS300-1500 cover is fitted as standard
/A	Not applicable

For Additional Information, please visit
<https://product.tdk.com/en/power/>

