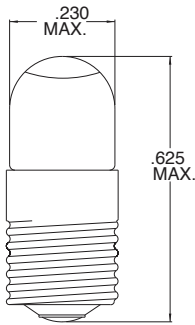
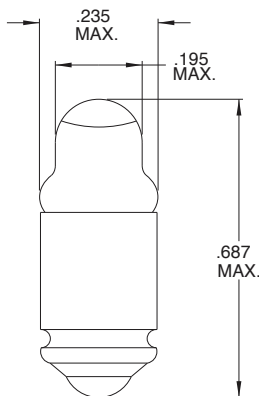


## TL-1 3/4 Midget Screw Base Lens End



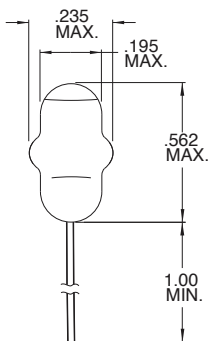
Part Number	Design Voltage	Amps	Spot Characteristic	Life Hours	Filament Type
CM8299	2.5	.35	B*	10,000	C-2R
CM3902	14.0	.08	None	1,000	C-2F

## GTL-1 1/2 Midget Groove Base Lens End



Part Number	Design Voltage	Amps	Spot Characteristic	Life Hours	Filament Type
CM253	2.5	.35	A*	10,000	C-2R
CM253X	2.5	.35	C*	10,000	C-2R
CM261	2.5	.35	B*	10,000	C-2R
CM8-3946	2.5	.35	None	10,000	C-2R

## GTL-1 3/4 Wire Terminal Lens End



Part Number	Design Voltage	Amps	Spot Characteristic	Life Hours	Filament Type
CM2124	2.5	.35	None	10,000	C-2R
CM2136	2.5	.35	None	10,000	C-2R
CM2140	2.5	.35	None	10,000	C-2R