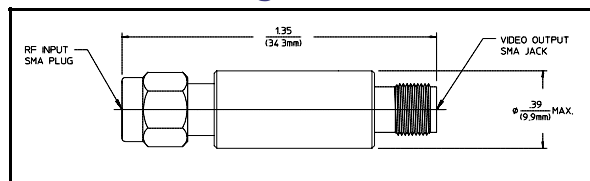




Features

- High Output Sensitivity
- Flat Frequency Response
- Burnout Rating: 100 mW for 2086-6000-00
200 mW for 2086-6010-00
- No Bias Required on 2086-6000-00

Outline Drawing



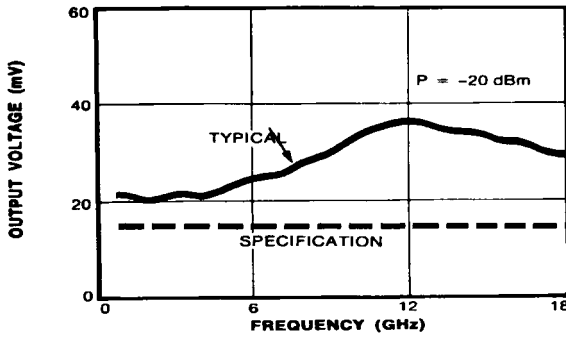
Specifications

Part Number	2086-6000-00	2086-6010-00
Frequency Range	1.0 - 15.0 GHz	1.0 - 18.0 GHz
Flatness 1	± 1.25 dB Max.	± 1.25 dB Max.
Open Circuit Voltage Sensitivity 1	1500 mV/mW Min.	1500 mV/mW Min.
Tangential Sensitivity 2	-52 dBm Min.	-52 dBm Min.
Output Capacitance	12 pF Typ.	12 pF Typ.
Video Resistance 1	1200 Ohms Typ.	700 Ohms Typ.
Output Polarity	Negative ⁴	Negative ⁴
Bias Current	—	50 µA Nom.
Temperature Range	-50°C to +125°C	-65°C to +125°C
Temperature Stability	—	± 2.0 dB
Maximum Power	100 mW CW	200 mW CW

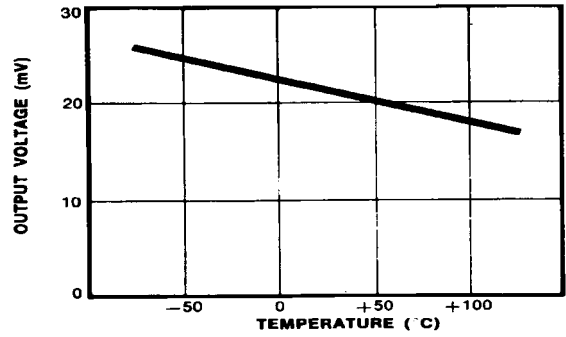
1. For RF power levels below -20 dBm, and with an open circuit load.
2. With video amplifier of 1 MHz bandwidth and 2 dB noise figure.
3. Finish is passivated stainless steel.
4. For Positive output change suffix to -13.

Typical Performance Curves

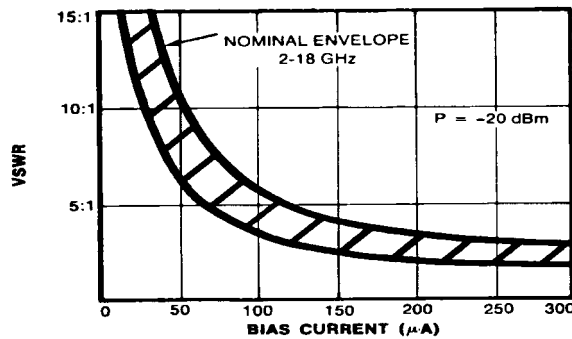
Voltage Output vs. Frequency
2086-6010-00



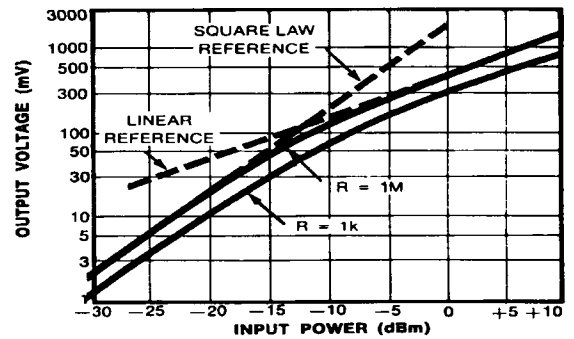
Thermal Stability
2086-6010-00



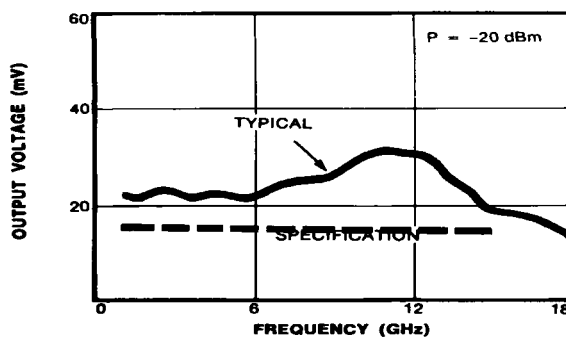
VSWR vs. Bias Current
2086-6010-00



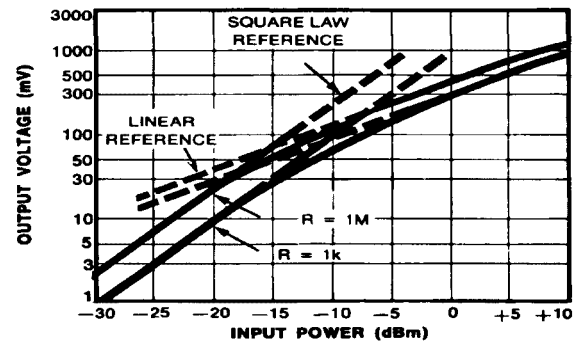
Response Function
2086-6010-00



Voltage Output vs. Frequency
2086-6000-00



Response Function
2086-6000-00



Specifications subject to change without notice.

- North America: Tel. (800) 366-2266
- Asia/Pacific: Tel.+81-44-844-8296, Fax +81-44-844-8298
- Europe: Tel. +44 (1344) 869 595, Fax+44 (1344) 300 020

Visit www.macom.com for additional data sheets and product information.