
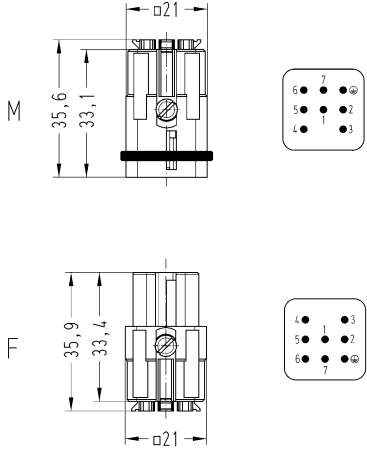

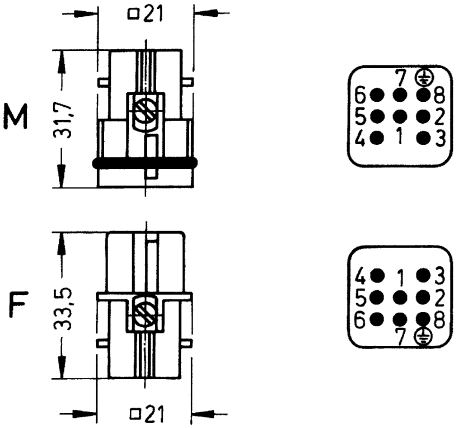


Number of contacts

7+

10 A 250 V 4 kV 3

Identification	Conductor cross-section (mm ²)	Part number		Drawing (dimensions in mm)
		Male	Female	
<p>Han D®, Han-Quick Lock® termination, Contact surface: Silver plated</p>  <p>Only for thermoplastic hoods / housings</p>	0.25 ... 1.5	09 21 007 2632	09 21 007 2732	 <p>Male (M) dimensions: 35,6 (total height), 33,1 (height to contact), 21 (width)</p> <p>Female (F) dimensions: 35,9 (total height), 33,4 (height to contact), 21 (width)</p> <p>Contact arrangement (view from termination side):</p> <p>Male: 7 contacts in a 2x4 grid (top row: 6, 7, 8, 9; bottom row: 4, 1, 2, 3). Contact 7 is marked with a ground symbol.</p> <p>Female: 7 contacts in a 2x4 grid (top row: 4, 1, 2, 3; bottom row: 6, 7, 8, 9). Contact 7 is marked with a ground symbol.</p>
<p>Han D®, Crimp termination</p>  <p>Please order crimp contacts separately. Only for thermoplastic hoods / housings</p>	0.14 ... 2.5	09 21 007 3031	09 21 007 3131	 <p>Male (M) dimensions: 21 (width), 31,7 (height to contact)</p> <p>Female (F) dimensions: 21 (width), 33,5 (height to contact)</p> <p>Contact arrangement (view from termination side):</p> <p>Male: 7 contacts in a 2x4 grid (top row: 6, 7, 8, 9; bottom row: 4, 1, 2, 3). Contact 7 is marked with a ground symbol.</p> <p>Female: 7 contacts in a 2x4 grid (top row: 4, 1, 2, 3; bottom row: 6, 7, 8, 9). Contact 7 is marked with a ground symbol.</p>