

# Ø133x91 mm

San Ace C133 9TJ type

## General Specifications

- Material ..... Motor case: Aluminum (Black coating), Impeller: Plastic (Flammability: UL 94V-0)
- Expected life ..... See the table below. (L10 life: 90% survival rate for continuous operation in free air at 60°C, rated voltage)  
Expected life at 40°C is for reference only.
- Motor protection function ..... Locked rotor burnout protection, Reverse polarity protection  
For details, please refer to p. 599.
- Dielectric strength ..... 50/60 Hz, 500 VAC, for 1 minute (between lead wire conductors and motor case)
- Insulation resistance ..... 10 MΩ or more with a 500 VDC megger (between lead wire conductors and motor case)
- Sound pressure level (SPL) ..... At 1 m away from the air inlet
- Storage temperature ..... -30 to +70°C (Non-condensing)
- Lead wire ..... ⊕Red ⊖Black (Sensor) Yellow (Control) Brown
- Mass ..... 660 g

## Specifications When the optional inlet nozzle (109-1069) is mounted.

The models listed below **have pulse sensors with PWM control function.**

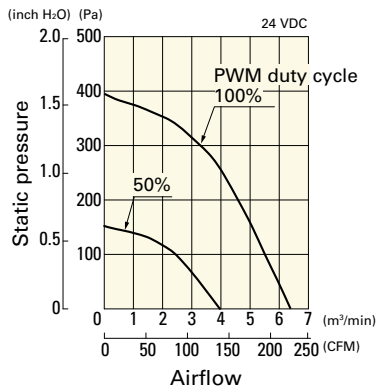
Model no.	Rated voltage [V]	Operating voltage range [V]	PWM duty cycle [%]	Rated current [A]	Rated input [W]	Rated speed [min <sup>-1</sup> ]	Max. airflow [m <sup>3</sup> /min] [CFM]	Max. static pressure [Pa] [inchH <sub>2</sub> O]	SPL [dB (A)]	Operating temperature [°C]	Expected life [h]
9TJ24P0H61	24	20.4 to 27.6	100	1.2	28.8	4150	6.39 226	395 1.59	61	-20 to +70	40000/60°C (70000/40°C)
9TJ48P0H01	48	36 to 72	100	0.55	26.4	4150	6.39 226	395 1.59	61		

\* PWM input frequency is 25 kHz; models without specifications at 0% PWM duty cycle have zero fan speed at 0%.

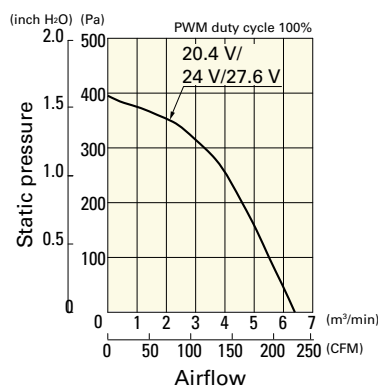
## Airflow - Static Pressure Characteristics / PWM Duty - Speed Characteristics Example

### 9TJ24P0H61 With pulse sensor with PWM control function

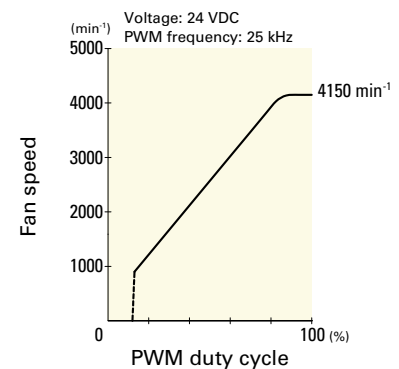
PWM duty cycle



Operating voltage range

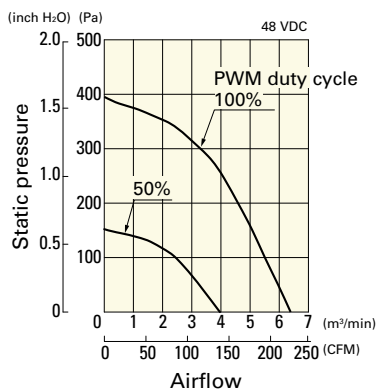


PWM duty - Speed characteristics example

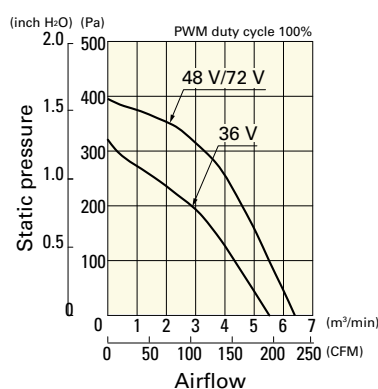


### 9TJ48P0H01 With pulse sensor with PWM control function

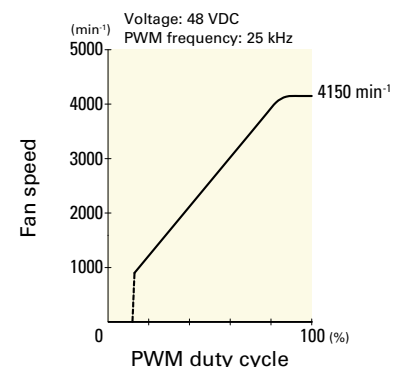
PWM duty cycle



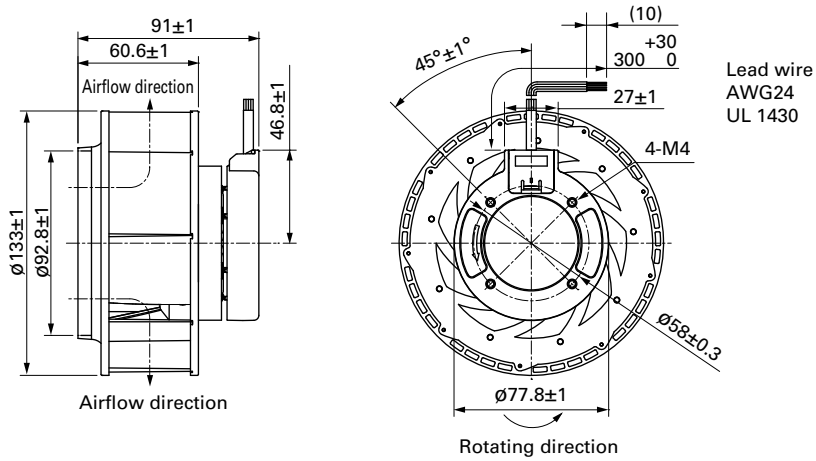
Operating voltage range



PWM duty - Speed characteristics example

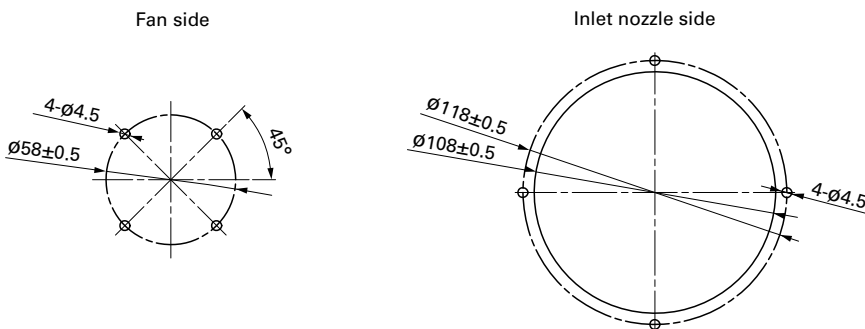


## Dimensions (unit: mm)

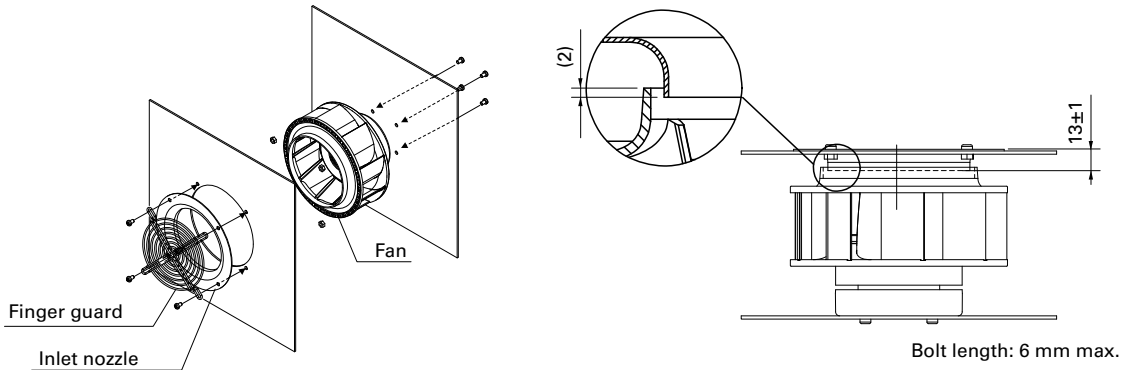


Lead wire  
AWG24  
UL 1430

## Reference Dimensions of Mounting Holes and Vent Opening (unit: mm)



## Reference Diagram for Mounting



## Options

Finger guards

page: p. 585

Model no.: 109-1112

Inlet nozzle

page: p. 589

Model no.: 109-1069, 109-1069H