

# 97×33 mm

## San Ace B97 9BM<sub>type</sub>



### General Specifications

- Material ..... Frame: Plastic (Flammability: UL 94V-0), Impeller: Plastic (Flammability: UL 94V-0)
- Expected life ..... See the table below. (L10 life: 90% survival rate for continuous operation in free air at 60°C, rated voltage)  
Expected life at 40°C is for reference only.
- Motor protection function ..... Locked rotor burnout protection, Reverse polarity protection  
For details, please refer to p. 599.
- Dielectric strength ..... 50/60 Hz, 500 VAC, for 1 minute (between lead wire conductors and frame)
- Insulation resistance ..... 10 MΩ or more with a 500 VDC megger (between lead wire conductors and frame)
- Sound pressure level (SPL) ..... At 1 m away from the air inlet
- Storage temperature ..... -30 to +70°C (Non-condensing)
- Lead wire ..... ⊕Red ⊖Black Sensor Yellow
- Mass ..... 175 g

### Specifications

The models listed below **have pulse sensors**.

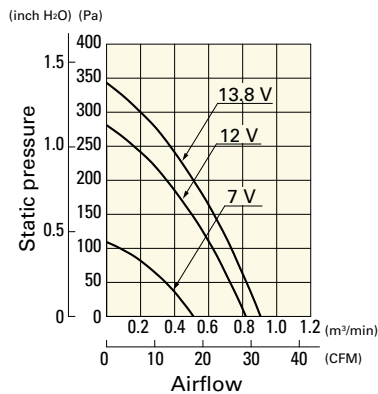
Model no.	Rated voltage [V]	Operating voltage range [V]	Rated current [A]	Rated input [W]	Rated speed [min <sup>-1</sup> ]	Max. airflow [m <sup>3</sup> /min] [CFM]	Max. static pressure [Pa] [inchH <sub>2</sub> O]	SPL [dB (A)]	Operating temperature [°C]	Expected life [h]
<b>109BM12GC2-1</b>	12	7 to 13.8	0.6	7.2	3800	0.82 28.9	281 1.129	51.5	-20 to +70	40000/60°C (70000/40°C)
<b>109BM12HC2-1</b>			0.4	4.8	3300	0.71 25.1	204 0.819	48.5		
<b>109BM12MC2-1</b>			0.26	3.12	2700	0.58 20.5	119 0.478	43.5		
<b>109BM24GC2-1</b>	24	12 to 27.6	0.31	7.44	3800	0.82 28.9	281 1.129	51.5		
<b>109BM24HC2-1</b>			0.26	6.24	3300	0.71 25.1	204 0.819	48.5		
<b>109BM24MC2-1</b>			0.15	3.6	2700	0.58 20.5	119 0.478	43.5		

Note: Sensor and control options are available for selection. Refer to the table on p. 620.

### Airflow - Static Pressure Characteristics

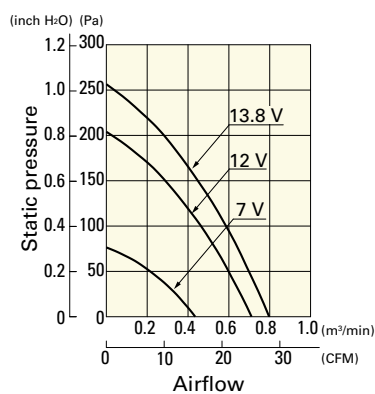
**109BM12GC2-1** With pulse sensor

Operating voltage range



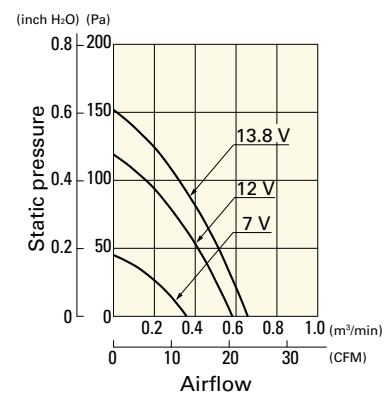
**109BM12HC2-1** With pulse sensor

Operating voltage range



**109BM12MC2-1** With pulse sensor

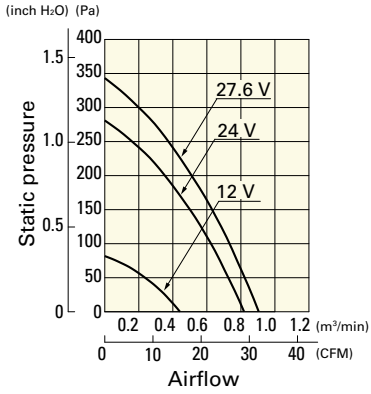
Operating voltage range



## Airflow - Static Pressure Characteristics

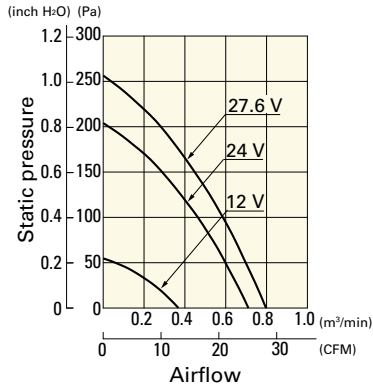
**109BM24GC2-1** With pulse sensor

Operating voltage range



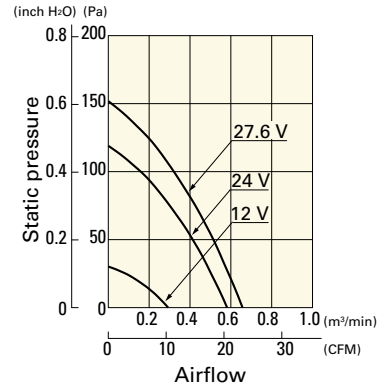
**109BM24HC2-1** With pulse sensor

Operating voltage range

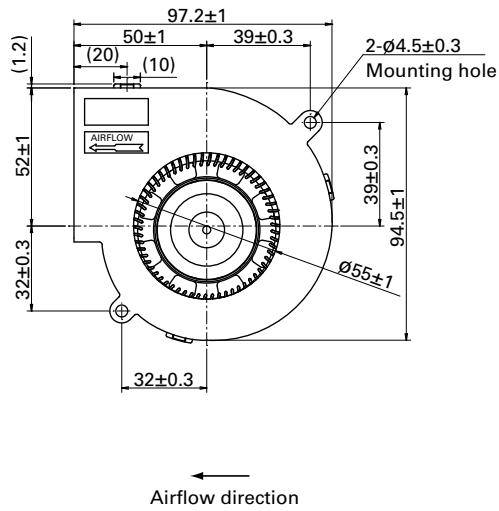
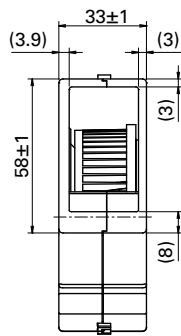
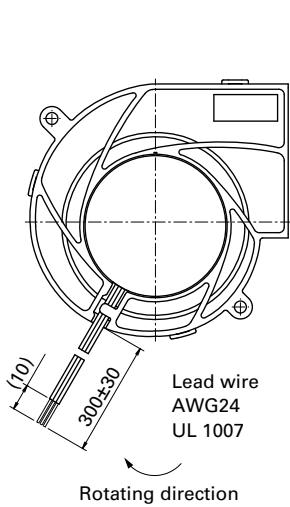


**109BM24MC2-1** With pulse sensor

Operating voltage range



## Dimensions (unit: mm)



Blower 97 mm DC