



COMPACT BATTERY
POWERED SENSOR WITH
INTEGRATED ZIGBEE®



DIGI XBEE® SENSOR

Digi XBee sensors easily integrate into ZigBee networks, featuring long battery life and small size for unobtrusive installation anywhere

ZigBee technology enables low-cost, low-power networking of sensors, controllers and other devices in self-configuring, self-healing wireless mesh networks. Part of Digi's XBee networking solutions, Digi XBee sensors offer the ability to provide real-time data from a variety of sensors (e.g., temperature, humidity, light) in a single solution for wireless communication across a ZigBee infrastructure.

Their small form factor and long battery life power make Digi XBee sensors easy to integrate with Digi's XBee gateway solutions to provide reliable, unobtrusive communications. Applications include building automation and security, energy

management, food storage management, freight/vehicle monitoring and many more.

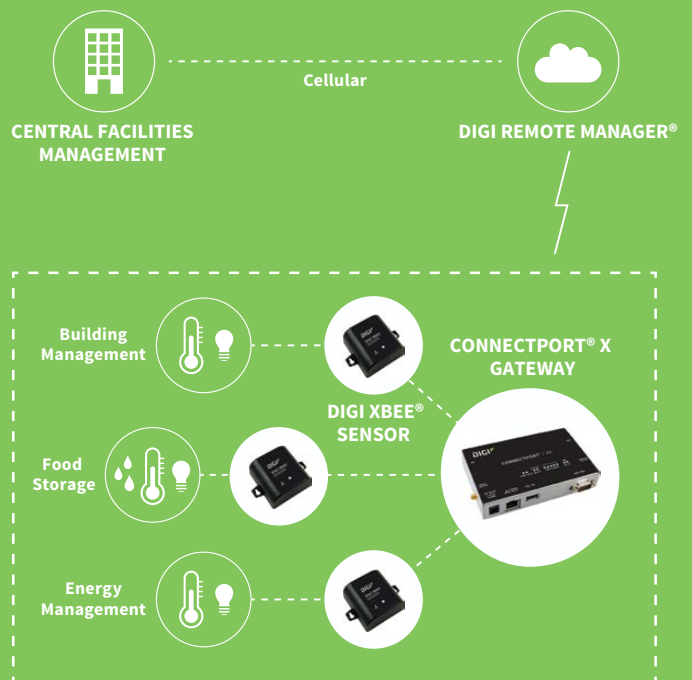
Installation is a snap. Simply insert batteries, add the Digi XBee sensor to the ZigBee network, and configure the update interval. Next, mount the device in an out-of-the way location and start communicating.

If using the same ZigBee protocol, Digi XBee sensors can be used with Digi XBee gateways, Digi XBee embedded modules, Digi XBee adapters or Digi XBee wall routers to drop-in end-to-end device networks – without the need for a wired network infrastructure.


BENEFITS

- ZigBee wireless sensors for temperature, humidity, light
- Small form factor can be mounted anywhere
- Long battery life
- Easy to install/configure
- Easy to integrate with Digi's XBee ZigBee family of gateways, adapters and modules on a ZigBee network
 - Integrate with custom Python® development environment for events, triggers and data logging
- Applications include:
 - Building automation and security
 - Energy and food storage management
 - Freight/vehicle monitoring

APPLICATION EXAMPLE



RELATED PRODUCTS



SPECIFICATIONS

Digi XBee® Sensor

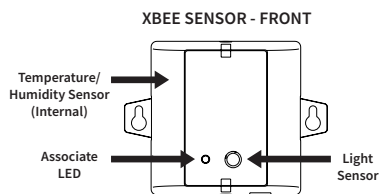
| PERFORMANCE | |
|----------------------------------|--|
| FREQUENCY BAND | ISM 2.4 GHz |
| RF DATA RATE | 250,000 bps |
| INDOOR/URBAN RANGE* | Up to 133 ft (40 m) |
| OUTDOOR RF LINE-OF-SIGHT RANGE* | Up to 400 ft (120 m) |
| TRANSMIT POWER | 1.25 mW (+1 dBm) normal mode; 2 mW (+3 dBm) boost mode |
| RECEIVER SENSITIVITY (1% PER) | -96 dBm boost mode; -95 dBm normal mode |
| FEATURES | |
| INTERFACES | ZigBee: Integrated Digi XBee ZB module supports ZigBee PRO Feature Set |
| LEDS | Power: Solid when powered and not associated to network; Associate: Blinks when unit is associated to network |
| PUSH BUTTON | Device reset; Configuration reset to factory defaults; Identification/Commissioning mode |
| ANTENNA OPTIONS | Internal |
| INTEGRATED SENSORS | |
| TEMPERATURE SENSOR | Range: -18° C to +55° C (-0.4° F to +131° F); Accuracy: +/- 2° C |
| AMBIENT LIGHT SENSOR | Range of spectral bandwidth: 360 to 970 nm (similar to human eye); Wavelength of peak sensitivity: 570 nm |
| HUMIDITY SENSOR | Range: 0 to 100% RH; Interchangeability: +/-5%RH(0%RHto59%RH), +/-8%RH(60%RHto100%RH); Accuracy: +/- 3.5% RH |
| NETWORKING & SECURITY | |
| NETWORKING TOPOLOGIES | Mesh, Point-to-point, Point-to-multipoint |
| NUMBER OF CHANNELS | 16 (Direct Sequence Spread Spectrum) |
| FILTRATION OPTIONS | PAN ID, Channel, 64-bit Addresses |
| GENERAL | |
| DIMENSIONS (L X W X H) | 2.70 in x 2.50 in x 1.30 in (6.85 cm x 6.35 cm x 3.30 cm) |
| WEIGHT | 0.35 lb (0.158 kg) w/batteries, 0.20 lb (0.091 kg) without batteries |
| OPERATING TEMPERATURE | -18° C to +55° C (-0.4° F to +131° F) |
| POWER REQUIREMENTS | 3 x AA alkaline 1.5V batteries (batteries not included) |
| BATTERY LIFE | |
| DUTY CYCLE/BATTERY LIFE ESTIMATE | 1 read per 30 sec / 1.5 years 1 read per minute / 2.5 years 1 read per hour (or less frequent) / 6 years Assumptions based on: Cyclic sleep enabled with single transmit per wake cycle; Ambient temperature at 21° C |
| REGULATORY APPROVALS - PENDING | |
| EMISSIONS/IMMUNITY | FCC Part 15 Class B, EN55022 Class B, EN55024 |
| ROHS COMPLIANT | Yes |

PART NUMBERS

DESCRIPTION

XS-Z16-CB2R

Digi XBee Sensor - ZigBee - Battery-powered, temperature, humidity and light



XBEE SENSOR - TOP/BOTTOM



*Range figure estimates are based on free-air terrain with limited sources of interference. Actual range will vary based on transmitting power, orientation of transmitter and receiver, height of transmitting antenna, height of receiving antenna, weather conditions, interference sources in the area, and terrain between receiver and transmitter, including indoor and outdoor structures such as walls, trees, buildings, hills, and mountains.

DIGI SERVICE AND SUPPORT / You can purchase with confidence knowing that Digi is always available to serve you with expert technical support and our industry leading warranty. For detailed information visit www.digi.com/support.

© 1996-2018 Digi International Inc. All rights reserved.
All trademarks are the property of their respective owners.

91001457
E6/518

DIGI INTERNATIONAL WORLDWIDE HQ
877-912-3444 / 952-912-3444 / www.digi.com

DIGI INTERNATIONAL GERMANY
+49-89-540-428-0

DIGI INTERNATIONAL JAPAN
+81-3-5428-0261 / www.digi-intl.co.jp

DIGI INTERNATIONAL SINGAPORE
+65-6213-5380

DIGI INTERNATIONAL CHINA
+86-21-50492199 / www.digi.com.cn

