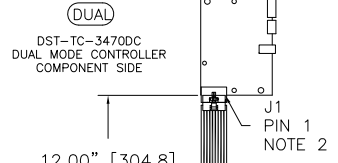
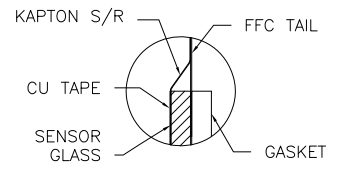


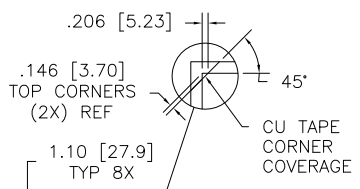
THIS PRODUCT IS MANUFACTURED IN ACCORDANCE WITH THE CURRENT DST SPECIFICATIONS: 33626 AND 34017

OGA DIAG: 48.43 [1230.2]
AA DIAG: 47.10 [1196.3]

CORNER TAPE CHAMFER DETAIL



SECTION A-A
SCALE: 8/1



21.90 [556.3] 2X GASKET NOTE 3

SENSOR FRONT

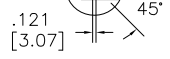
J1 PINOUT	
1	CH 3
2	CH 2
3	PWR
4	2.5V
5	GRD
6	PWR
7	CH 0
8	CH 1

.083 [2.11] GLASS
.170 [4.32] TOTAL THK.

39.81 [1011.1] GASKET 2X NOTE 3
41.195 [1046.36] AA
42.008 [1067.00] OGA

.41 [10.32]
23.290 [591.56] AA
24.102 [612.20] OGA
1.10 [27.9] REF
.41 [10.32]

- NOTES:
- WEIGHT OF GLASS IN GRAMS: 3442.0±10%
 - 8 PIN AMP CONNECTOR LATCH STYLE HOUSING P/N: 487526-7
TIN CONTACTS P/N: 2-487406-4
HOUSING ORIENTED WITH LATCH UP
 - GASKET ON SENSOR BACKSIDE



CORNER TAPE CHAMFER DETAIL

<p>UNITS: INCHES [MM]</p> <p>TOLERANCES UNLESS OTHERWISE SPECIFIED:</p> <p>.X ± .03</p> <p>.XX ± .015</p> <p>.XXX ± .015</p> <p>ANGLES ±1°</p>		<p>02 RELEASE PER CO 030413 5/09 JAH</p>	
<p>DO NOT SCALE DRAWING</p> <p>SCALE: 1 = 1</p>		<p>3M TOUCH SYSTEMS METHUEN, MA USA</p> <p>CONFIDENTIAL 2009 THIS DOCUMENT IS CONFIDENTIAL PROPERTY OF THE 3M COMPANY AND MAY NOT BE REPRODUCED, COPIED, OR WITNESSED IN ANY MANNER OR FOR ANY PURPOSES OTHER THAN 3M AUTHORIZED PURPOSES.</p>	
<p>DRAWN: A. Hartofells 5/09</p>		<p>DOC FORM: AUTOCAD SHEET: 1 OF 1</p>	
<p>REV: B</p>		<p>DOCUMENT NO: 37005-MKT REV: 02</p>	
		<p>MKT DWG DST 47" TOUCHSCREEN KIT DSTK9017-3470</p>	