


# Internal 5G/4G PCB Antenna with Cable Assembly

W3554xxxx - 698 to 6000 MHz



## Applications:

- Ⓜ Coaxial cable feed
- Ⓜ Multiple cable lengths and connector options (U-FL, SMA, MMCx and custom)
- Ⓜ 2G/3G/4G/5G
- Ⓜ GNSS
- Ⓜ WiFi, Bluetooth, BLE, Zigbee
- Ⓜ ISM 868, 915, 2400, 5000MHz

### Electrical Specifications @ 25°C - Operating Temperature -40°C to +85°C<sup>1</sup>

Frequency Bands: 698-960/1400-1600/1710-2690/3300-3800/4900-6000 MHz

Antenna Type	Nominal Impedance	Return Loss	Radiation Pattern	Polarization	Power Withstanding
Monopole	50Ω	per below	Omni	Linear	5W
Frequency	<b>698-960 MHz</b>	<b>1400-1600 MHz</b>	<b>1710-2690 MHz</b>	<b>3300-3800 MHz</b>	<b>4900 - 6000 MHz</b>
Return Loss	-4 dB	-3 dB	-6 dB	-5 dB	-4 dB
Peak Gain	1.9 dBi	2.5 dBi	3.2 dBi	3.3 dBi	3.5 dBi
Average Efficiency	45%	53%	66%	57%	37%

### Mechanical Specifications

Orderable PN: W3554xxxx (per below cable and connector options)

Size (L x W x H)		Color	Weight
30 x 120 x 0.2 mm		Green PCB	1.5 grms
Part Number	Cable Length (mm)	Cable OD (mm)	Connector Type
W3554B0140	143	1.13	U.FL Compatible
W3554B0140T	143	1.13	U.FL Compatible with ADH
W3554B0170	170	1.13	U.FL Compatible
W3554B0293	293	1.13	U.FL Compatible
W3554E0193	193	1.13	Right angle MMCX male
W3554G0100	100	1.13	SMA male
W3554G0254	254	1.13	SMA male
W3554G0384	384	1.37	SMA male
W3554G0457	457	1.13	SMA male
W3554K0153	153	1.37	Right angle SMA male

#### Notes:

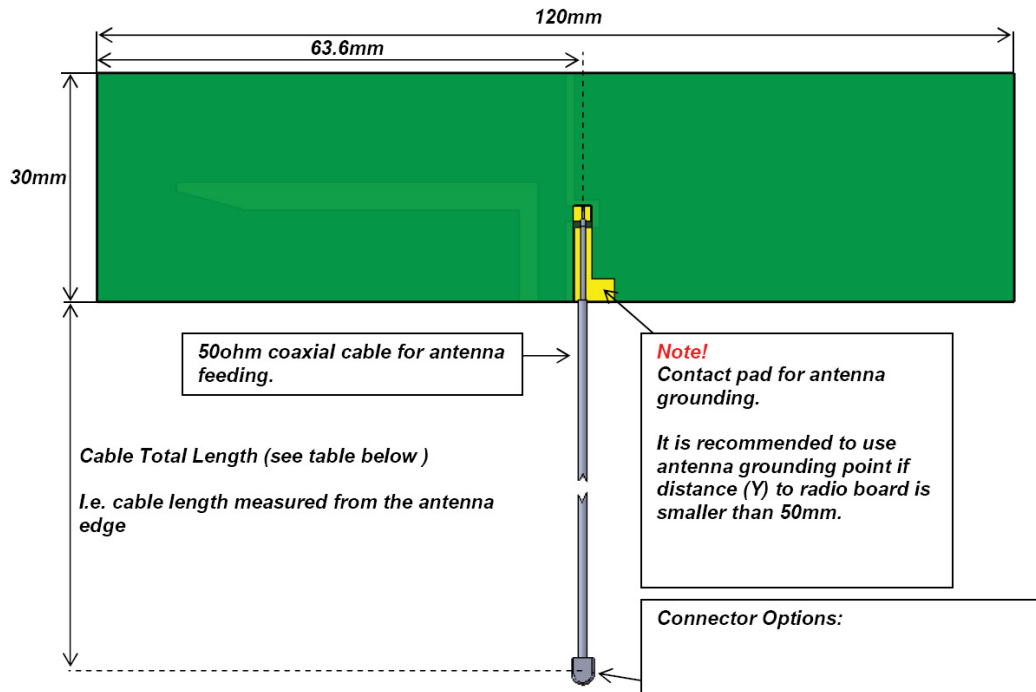
1. Storage Temperature: -40°C to 85°C
2. Other connector types and custom cable lengths are available upon request

# Internal 5G/4G PCB Antenna with Cable Assembly

W3554xxxx - 698 to 6000 MHz

## Mechanical

W3554xxxx



### Packaging Info:

5PCS/PE bag  
20PCS PE bag/Foam bag  
10PCS foam bag/Carton box  
Total: 1000PCS/Carton box

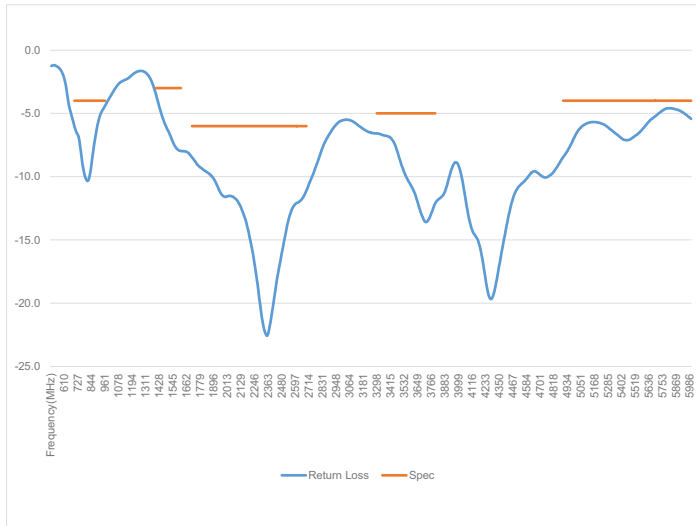


W3554xxxx - 698 to 6000 MHz

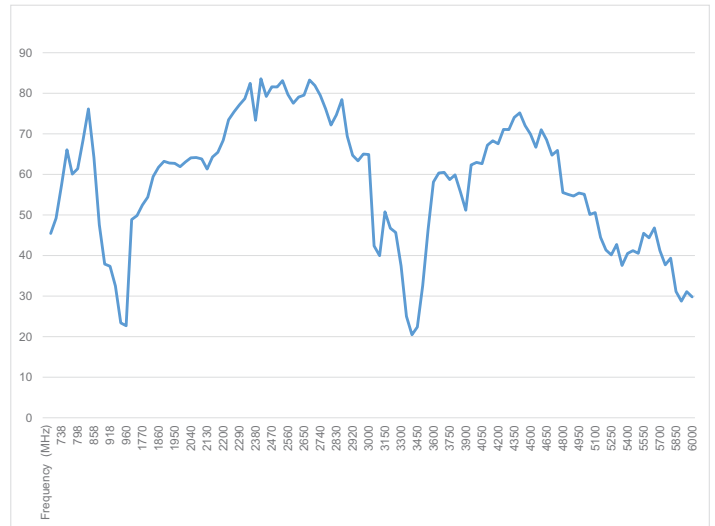
## Charts

W3554xxxx

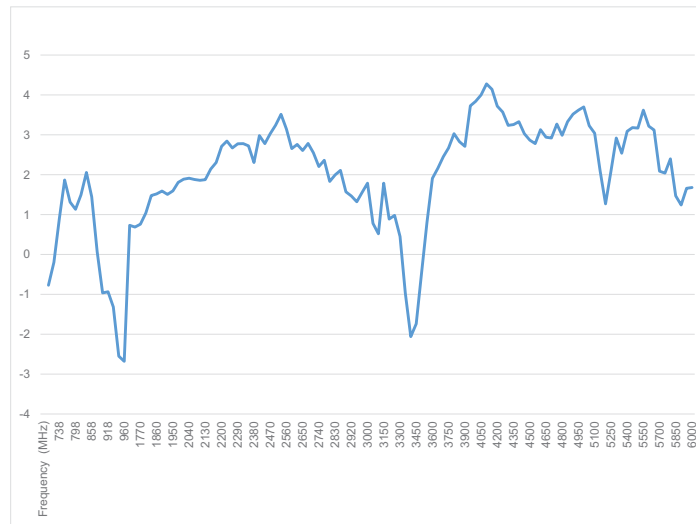
### Return Loss



### Efficiency (%)



### Peak Gain (dBi)

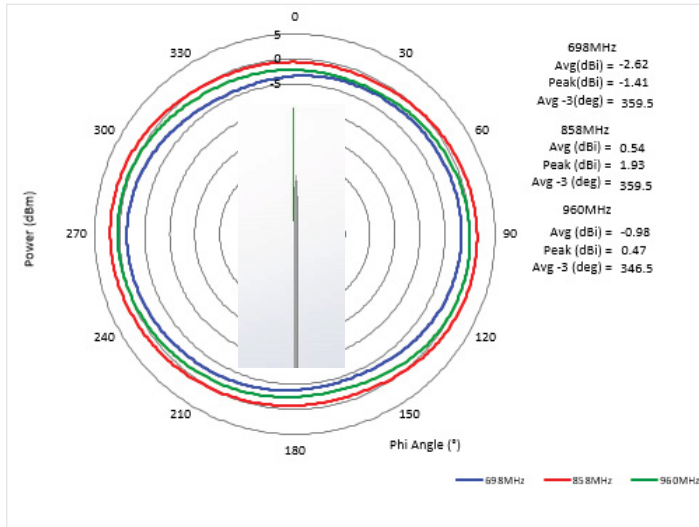


Charts

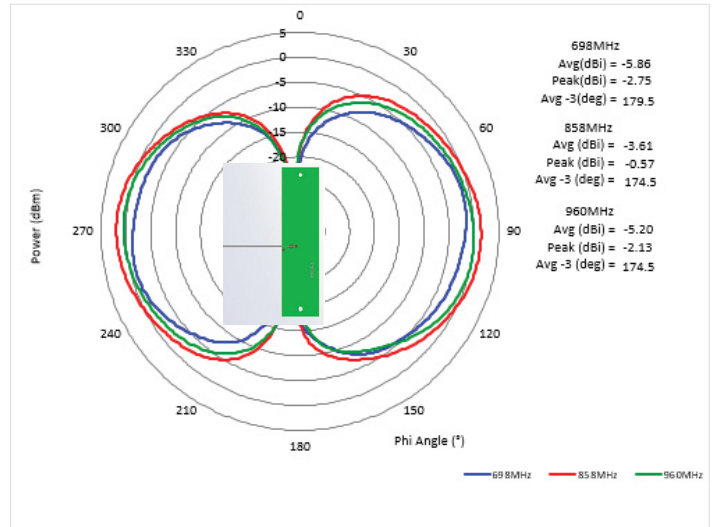
698MHz - 960MHz

Free Space Radiation Pattern

Horizontal Plane



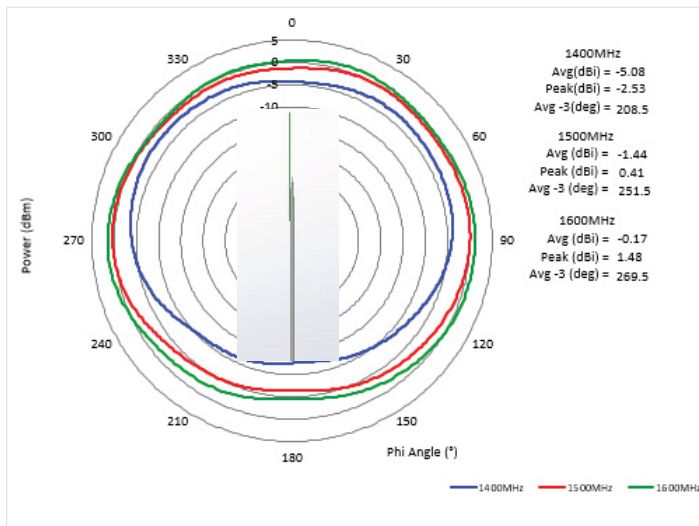
Elevation Plane



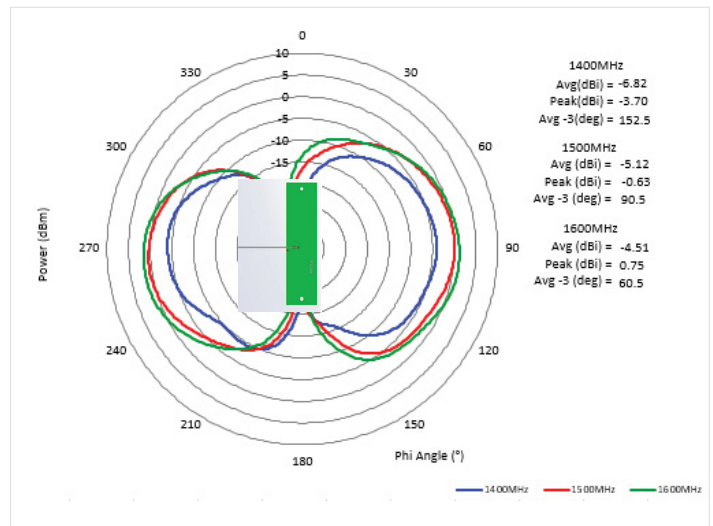
1400MHz - 1600MHz

Free Space Radiation Pattern

Horizontal Plane



Elevation Plane

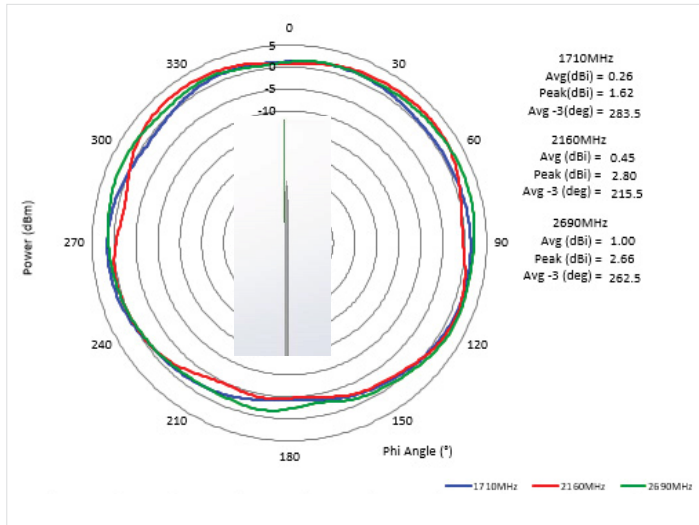


Charts

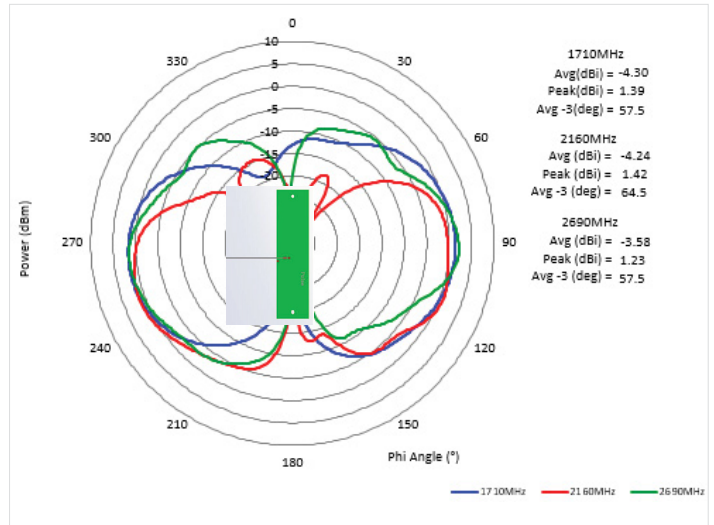
1710MHz - 2690MHz

Free Space Radiation Pattern

Horizontal Plane



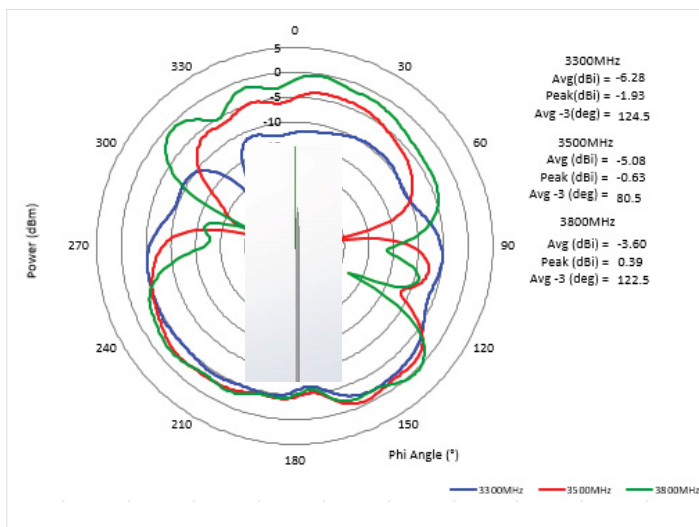
Elevation Plane



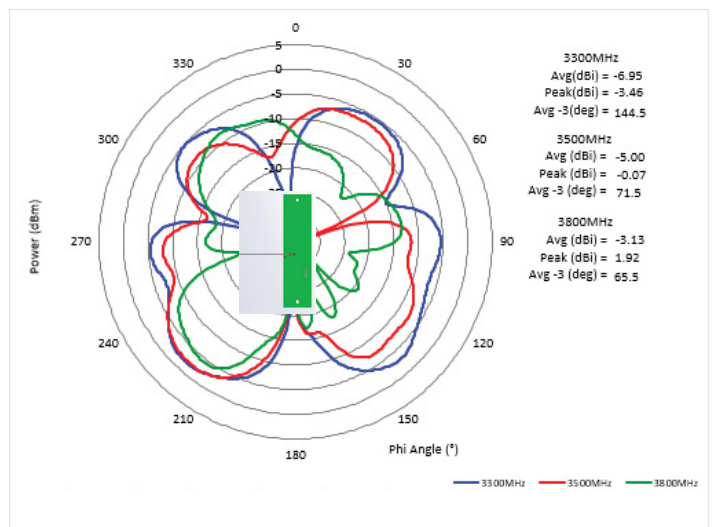
3300MHz - 3800MHz

Free Space Radiation Pattern

Horizontal Plane



Elevation Plane



# Internal 5G/4G PCB Antenna with Cable Assembly

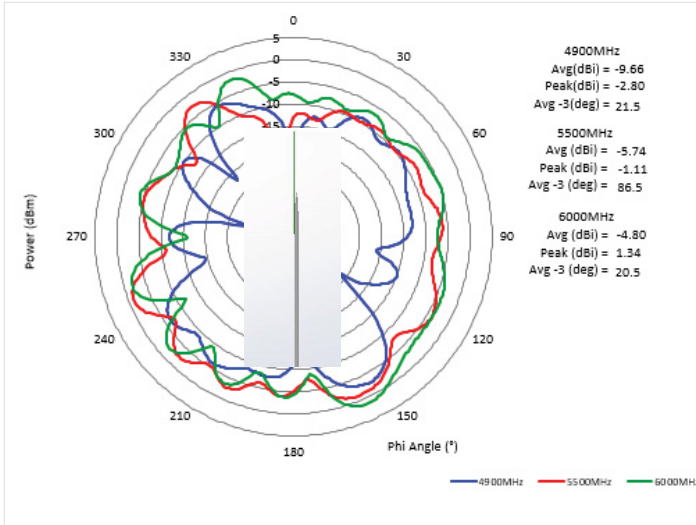
W3554xxxx - 698 to 6000 MHz

## Charts

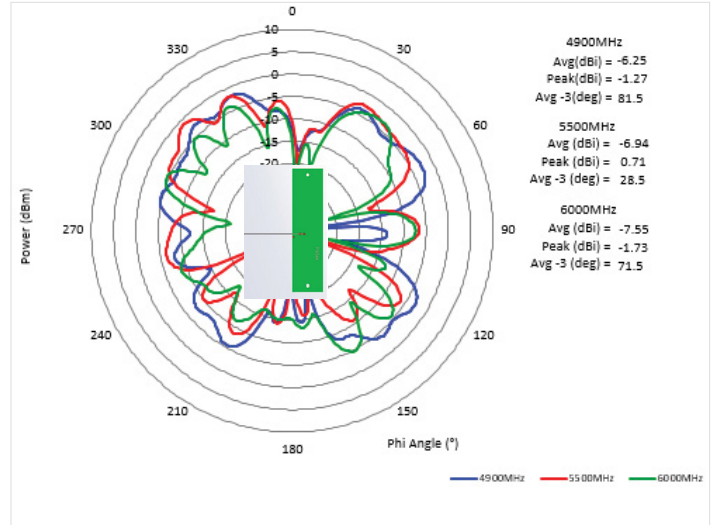
4900MHz - 6000MHz

### Free Space Radiation Pattern

Horizontal Plane



Elevation Plane



### For More Information:

Americas - [antennas.us@pulseelectronics.com](mailto:antennas.us@pulseelectronics.com) | Europe - [antennas.eu@pulseelectronics.com](mailto:antennas.eu@pulseelectronics.com) | Asia - [antennas.as@pulseelectronics.com](mailto:antennas.as@pulseelectronics.com) | Questions? +1-800-ANTENNA

Performance warranty of products offered on this data sheet is limited to the parameters specified. Data is subject to change without notice. Other brand and product names mentioned herein may be trademarks or registered trademarks of their respective owners. © Copyright, 2020. Pulse Electronics, Inc. All rights reserved.