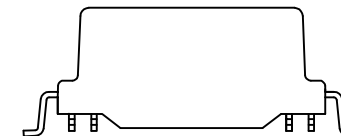
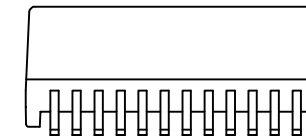



NOTES:

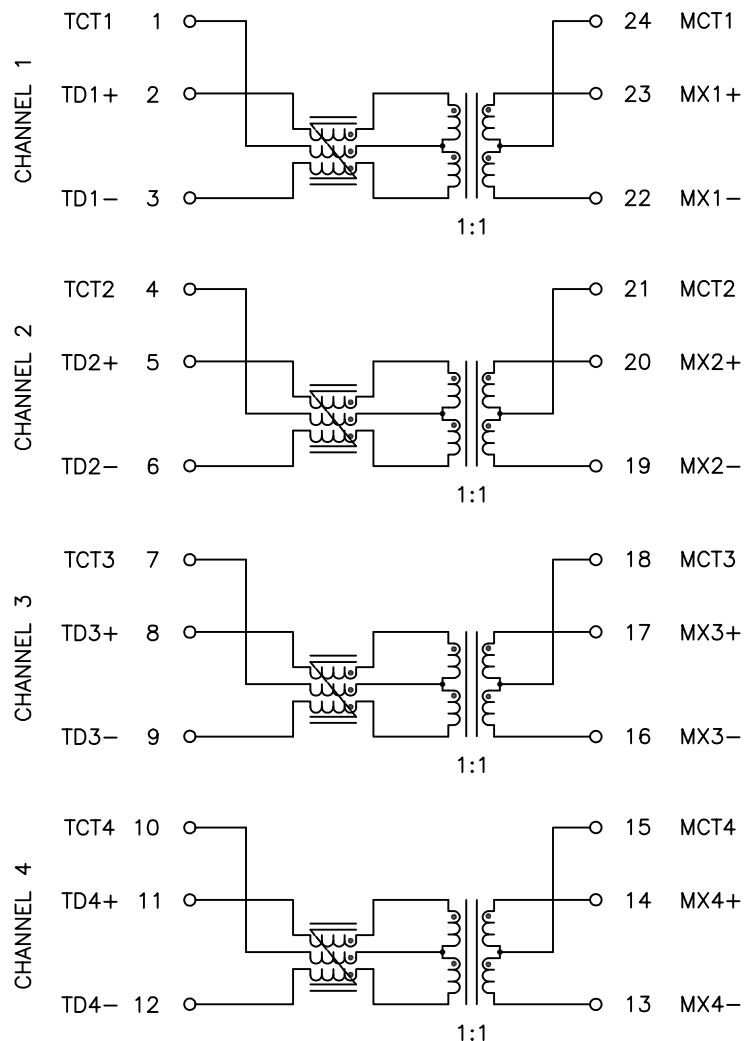
1. ROHS COMPLIANT
2. HEADER: DAP (DIALLYL PHTHALATE) WITH FLAMMABILITY RATING UL 94V-0 OR BETTER.
3. STORAGE TEMPERATURE: -20°C TO +125°C
4. COMPLIANCE TO J-STD:
 - A. J-STD-002: SOLDERABILITY AT 245°C REFLOW PROFILE
 - B. J-STD-020: LEVEL 1, NO MOISTURE SENSITIVE
 - C. J-STD-075: R7, 245°C MAXIMUM THROUGH REFLOW SOLDER
5. TO ORDER TAPE & REEL PACKAGING ADD A "T" SUFFIX TO THE PART NUMBER(i.e HU4006NL BECOMES HU4006NLT).



FINAL OUTLINE

© Copyright, 2016. Pulse Electronics Corp. All rights reserved. Pulse confidential & proprietary. (12/01/16)

PRODUCT DESCRIPTION	TLA DRAWING	PS DRAWING	SHEET	PART NO.	DATASHEET REV.
MDL,SIN,2.5GPP,1:1,SM,TU	HU4006NL-P1	PS-2517.001-A	1 OF 3	HU4006NL	B



SCHMATIC

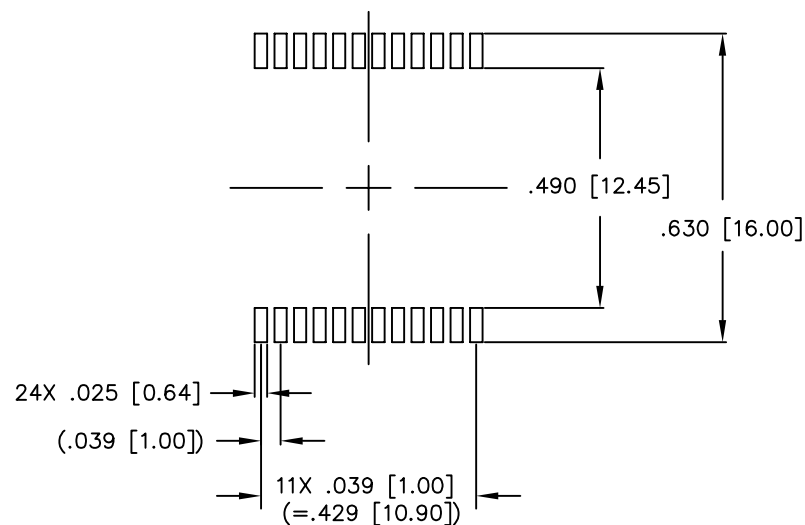
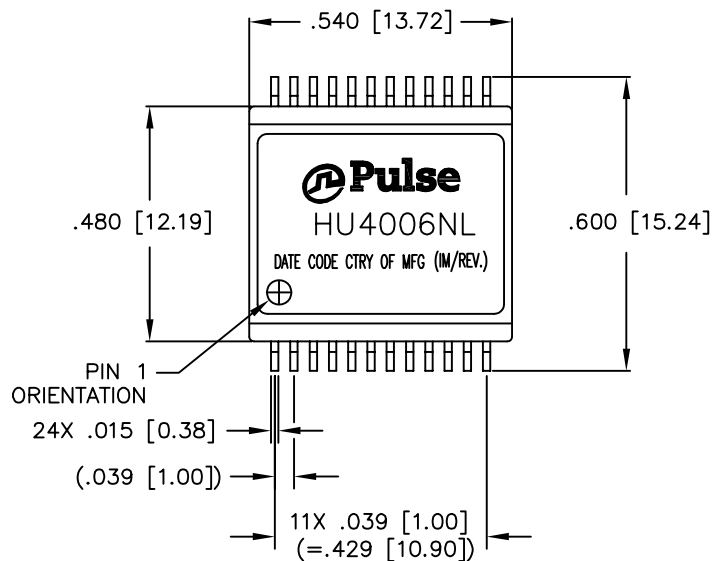
ELECTRICAL CHARACTERISTICS AT +25°C UNLESS OTHER SPECIFIED
MEETS IEEE 802.3 SPECIFICATION

PARAMETER	SPECIFICATIONS	
OPERATING TEMPERATURE	0°C TO +70°C	
URNS RATIO	1.00 ± 2%	
POLARITY	PER SCHEMATIC	
INSERTION LOSS (SDD21&SDD12)	1-50 MHz	50-125 MHz
	-0.5 dB MAX	-1.0 dB MAX
PHY-SIDE RETURN LOSS (SDD11 - Zref = 100 OHMS ± 1%)	1 MHz-40 MHz	40 MHz-200 MHz
	-20 dB MIN	-20+15*LOG ₁₀ (f/40) dB MIN
LINE-SIDE RETURN LOSS (SDD22 - Zref = 100 OHMS ± 1%)	1 MHz-40 MHz	40 MHz-200 MHz
	-20 dB MIN	-20+15*LOG ₁₀ (f/40) dB MIN
INDUCTANCE (OCL)	150 uH MIN @ 100 kHz, 100 mV WITH 10.2 mA DC BIAS	
CROSSTALK, ADJACENT CHANNELS (SDD21 - ADJ.)	1-125 MHz	
	-30 dB MIN	
COMMON MODE REJECTION RATIO (SCC21)	30 MHz-200 MHz	
	-30 dB MIN	
COMM. TO DIFF. REJECTION RATIO (SDC12)	10 MHz-125 MHz	
	-45+f/35 dB MIN	
DC CURRENT/VOLTAGE RATING	600 mA MAX @ 57 V (CONTINUOUS)	
INPUT - OUTPUT ISOLATION	1500 VRMS MIN @ 60 SECONDS	

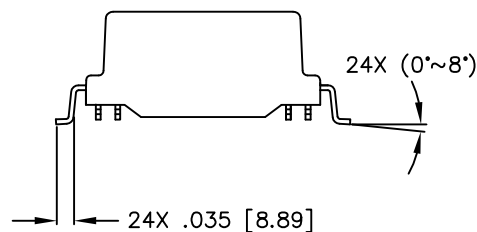
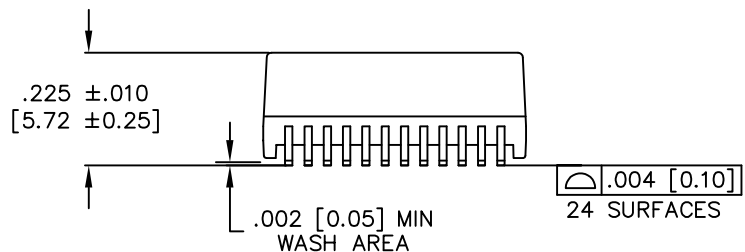
NOTE: f IS FREQUENCY IN MHz.

© Copyright, 2016. Pulse Electronics Corp. All rights reserved. Pulse confidential & proprietary. (12/01/16)

PRODUCT DESCRIPTION	TLA DRAWING	PS DRAWING	SHEET	PART NO.	DATASHEET REV.
MDL,SIN,2.5GPP,1:1,SM,TU	HU4006NL-P1	PS-2517.001-A	2 OF 3	HU4006NL	B



SUGGESTED LAND PATTERN



DIMENSIONS ARE IN INCHES [MILLIMETERS] WITH THE FOLLOWING,
TOLERANCES: [MILLIMETERS] ARE FOR REFERENCE ONLY.
.XX = ±.02 [±0.50]
.XXX = ±.010 [±0.25]

© Copyright, 2016. Pulse Electronics Corp. All rights reserved. Pulse confidential & proprietary. (12/01/16)

PRODUCT DESCRIPTION	TLA DRAWING	PS DRAWING	SHEET	PART NO.	DATASHEET REV.
MDL,SIN,2.5GPP,1:1,SM,TU	HU4006NL-P1	PS-2517.001-A	3 OF 3	HU4006NL	B