

CX2074NL

- RF TRANSFORMER, 1:4CT
- 1–500 MHz
- IMPEDANCE = 75 OHMS
- SURFACE MOUNT

ELECTRICAL SPECIFICATIONS: @ 25°C

INSERTION LOSS:

| FREQUENCY | ATTENUATION |
|-----------|-------------|
| 1 MHz | 4 dB MAX |
| 3 MHz | 1 dB MAX |
| 50 MHz | 0.5 dB MAX |
| 100 MHz | 0.5 dB MAX |
| 200 MHz | 1 dB MAX |

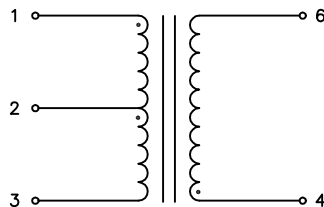
| FREQUENCY | ATTENUATION |
|------------|--------------------------|
| 300 MHz | 3 dB MAX |
| 500 MHz | 3 dB MAX |
| *REFERENCE | ATTENUATION |
| 24.49 MHz | 1.0 dB MAX 0.2 dB MIN |

*MID-BAND FREQUENCY = 24.49 MHz.

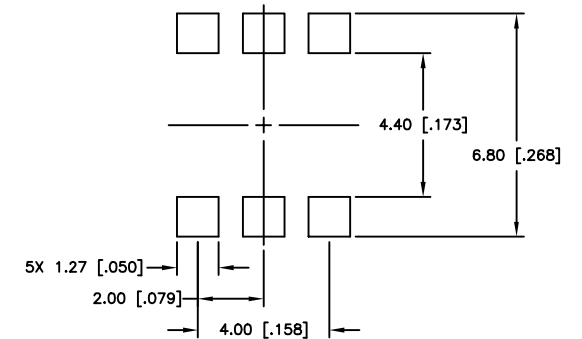
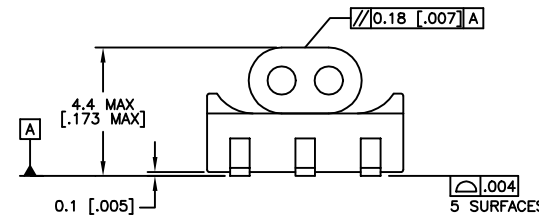
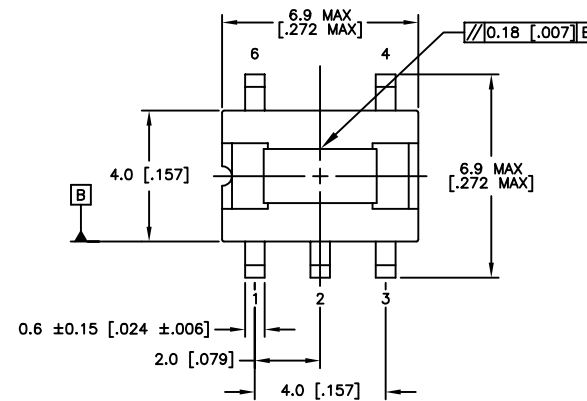
MECHANICAL SPECIFICATIONS:

NOTES: UNLESS OTHERWISE SPECIFIED

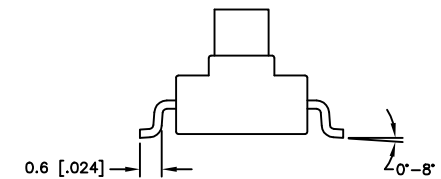
- OPERATING TEMPERATURE: -40°C TO +85°C
- STORAGE TEMPERATURE: -50°C TO +125°C
- COMPLIANCE TO J-STD:
 - J-STD-002: SOLDERABILITY AT REFLOW PEAK TEMPERATURE OF 245°C
 - J-STD-020: MSL 1, NO MOISTURE SENSITIVE
 - J-STD-075: R6, 250°C MAXIMUM THROUGH REFLOW SOLDER
- DIMENSIONS ARE IN MILLIMETERS [INCHES].
TOLERANCE:
.X = ±0.3 [±.012]
.XX = ±0.15 [±.006]
- OPTIONAL TAPE & REEL PACKAGING CAN BE ORDERED BY ADDING A "T" SUFFIX TO THE PART NUMBER. ie: CX2074NLT



SCHEMATIC



SUGGESTED LAND PATTERN



© Copyright, 2014. Pulse Electronics Corp. All rights reserved. Pulse confidential & proprietary. (06/13/2014)

PRODUCT DESCRIPTION:

XFMR, RF, SGL, CARBON, 1:4CT

SHEET:

1 OF 1

PART NO.

CX2074NL

DATASHEET REV.

A