


FL

Washable

RoHS Compliant

Hyper-miniature Lever & Rocker Switches



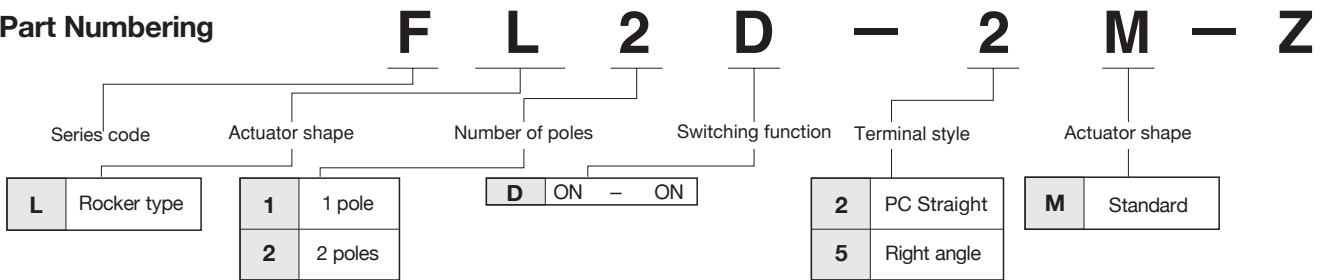
Features

1. Hyper-miniature type. The volumetric ratio is half the conventional Series A.
2. Immersion cleaning is possible after soldering.
3. The terminal pitch is of the 0.1-inch size..
4. The independent detent mechanism ensures light operating feeling.
5. For the contact reliability, long-term stability is assured by the clip contacts.
6. Since the contacts are gold-plated, the switches are best suited for use in the dry circuit areas.
7. The full-molded type prevents malfunction caused by static electricity.

Specifications

Rating	Max : 0.4VA (28VDC max.) Min : 1μA 20mVDC
Initial contact resistance	100mΩ max. (1.5mA 200μVAC)
Dielectric strength	250VAC 1 minute
Insulation resistance	500MΩ min. (250VDC)
Electrical life	10,000 cycles at max. rating 50,000 cycles at min.
Operating temperature range	-40°C~+85°C
Storage temperature range	-40°C~+85°C

Part Numbering

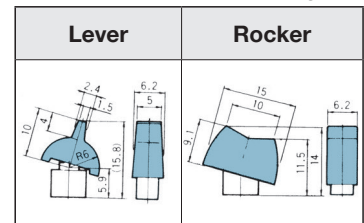


Standard Accessories

《Supplied separately》

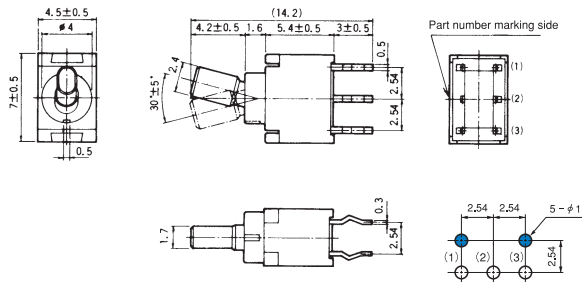

Part name	Lever (PC Straight&R/A)	Rocker (PC Straight&R/A)	Rocker (PC Straight)
Dimensions			
White	14000050858	140000481410	140000481594
Black	14000050860	140000481412	140000481596
Gray	14000050861	140000481413	140000481597

Lever · Rocker Mounting



● The lever and the rocker are standard accessories. Specify either of the lever or the rocker by part number.

SPDT

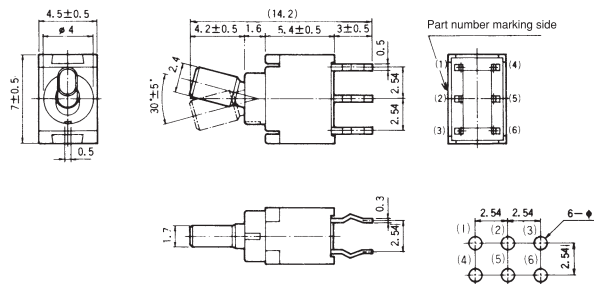



Switching function	Viewed from part No. marking side			
Part No.	FL1D-2M-Z	ON	—	ON
Connecting terminals	2-1	—	2-3	

Mount with Rocker
PC Straight

Terminal numbers are not shown on the bottom of the switch. (Top view)
PC Hole Layouts

DPDT

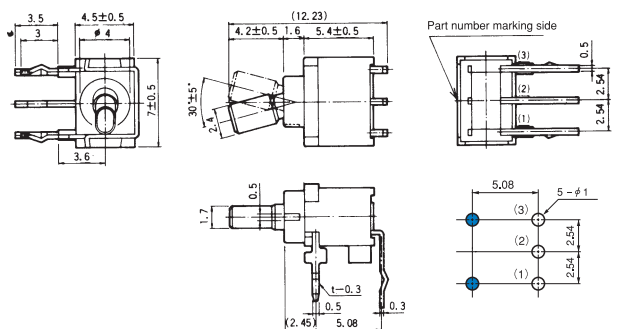


Switching function	Viewed from part No. marking side			
Part No.	★FL2D-2M-Z	ON	—	ON
Connecting terminals	2-1 5-4	—	2-3 5-6	

Mount with Lever
PC Straight

Terminal numbers are not shown on the bottom of the switch. (Top view)
PC Hole Layouts

SPDT

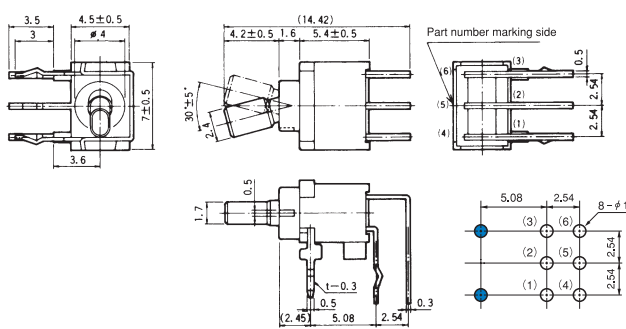


Switching function	Viewed from part No. marking side			
Part No.	★FL1D-5M-Z	ON	—	ON
Connecting terminals	2-3	—	2-1	

Mount with Rocker
R/A

Terminal numbers are not shown on the bottom of the switch. (Top view)
PC Hole Layouts

DPDT

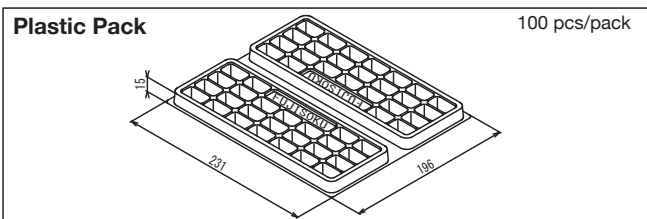


Switching function	Viewed from part No. marking side			
Part No.	★FL2D-5M-Z	ON	—	ON
Connecting terminals	2-3 5-6	—	2-1 5-4	

Mount with Lever
R/A

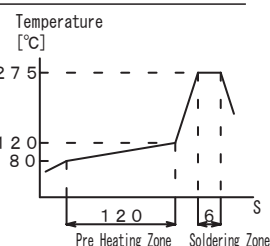
Terminal numbers are not shown on the bottom of the switch. (Top view)
PC Hole Layouts

■ Packaging Specifications



■ Soldering Specifications

- (1) Manual Soldering
Device: Soldering iron
380°C, Max.; 3 seconds, Max.
- (2) Auto Soldering
Device: Jet wave type or dip type
275°C; 6 seconds, Max.



★ : Made to order products.