



# Multilayer Band Pass Filter (Balance Output Type)

For 2400-2500MHz

# DEA202450BT-7089C3

---

**2.0x1.25mm [EIA 0805]\***

\* Dimensions Code JIS[EIA]

---

# Multilayer Band Pass Filter (Balance Output Type)

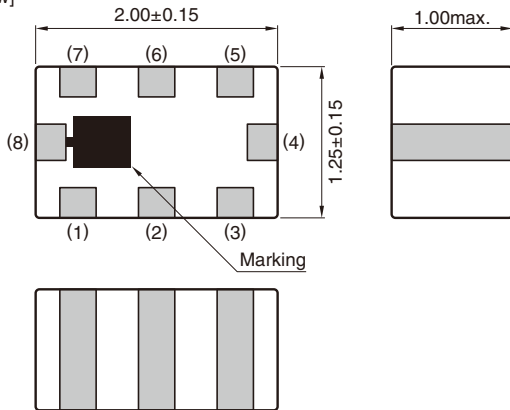
Conformity to RoHS Directive

For 2400-2500MHz

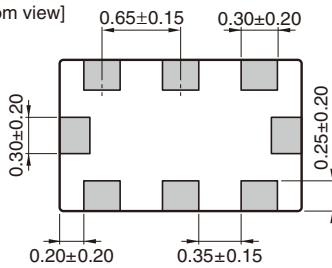
## DEA202450BT-7089C3

### SHAPES AND DIMENSIONS

[Top view]



[Bottom view]

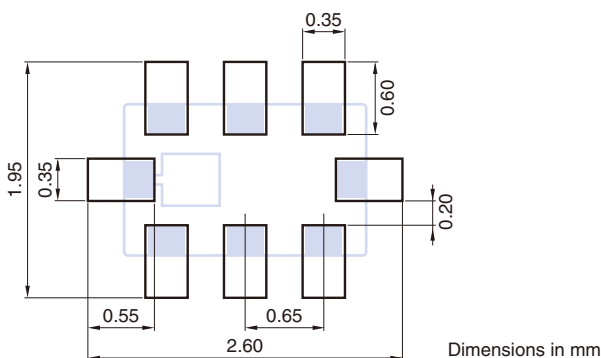


Terminal functions

1	Unbalanced port
2	NC
3	NC
4	GND
5	Balanced port
6	GND
7	Balanced port
8	GND

Dimensions in mm

### RECOMMENDED LAND PATTERN



○ RoHS Directive Compliant Product: See the following for more details related to RoHS Directive compliant products. <http://product.tdk.com/en/environment/rohs/>

- All specifications are subject to change without notice.
- Before using these products, be sure to request the delivery specifications.

# DEA202450BT-7089C3

## ELECTRICAL CHARACTERISTICS

Item	Frequency Range (MHz)	Min.	Typ.	Max.
Unbalanced Port Characteristic Impedance ( $\Omega$ )			50 (Nominal)	
Balanced Port Characteristic Impedance ( $\Omega$ )			55+j50 (Nominal)	
Insertion Loss (dB)	2400 to 2500	—	2.95	3.4
	2400 to 2500	—	—	3.7 (−40 to +85°C)
Attenuation (dB)	10 to 915	40	46	—
	925 to 960	39	45	—
	1570 to 1580	30	44	—
	1710 to 1785	39	47	—
	1805 to 1880	25	55	—
	1850 to 1910	38	51	—
	1920 to 1990	33	48	—
	2112 to 2168	20	31	—
	4800 to 5000	26	38	—
7200 to 7500	26	35	—	
Return Loss at Unbalanced Port (dB)	2400 to 2500	8.5	13	—
Return Loss at Balanced Port (dB)	2400 to 2500	8.5	14	—
Phase Balance (deg.)	2400 to 2500	170	183	190
Amplitude Balance (dB)	2400 to 2500	−2	−0.5	2

· Ta: +25±5°C

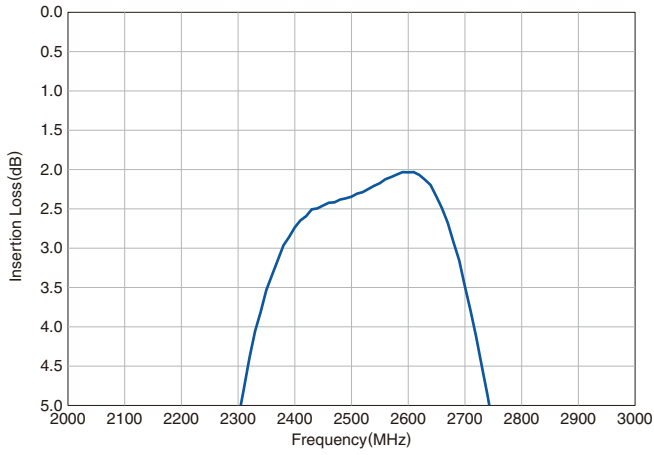
## TEMPERATURE RANGE

Operating temperature (°C)	Storage temperature (°C)
−40 to +85	−40 to +85

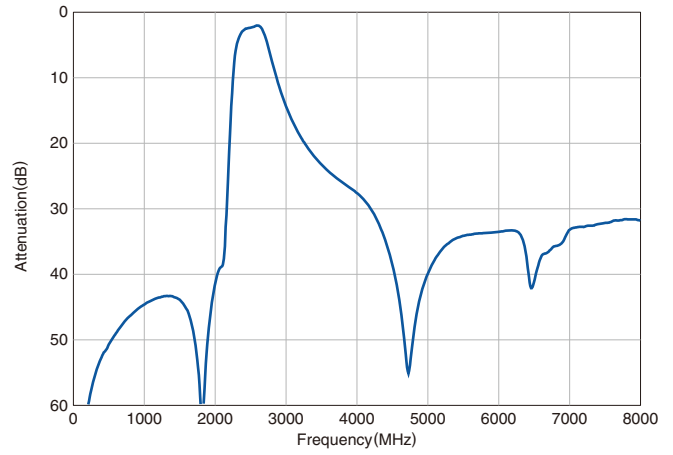
# DEA202450BT-7089C3

## FREQUENCY CHARACTERISTICS

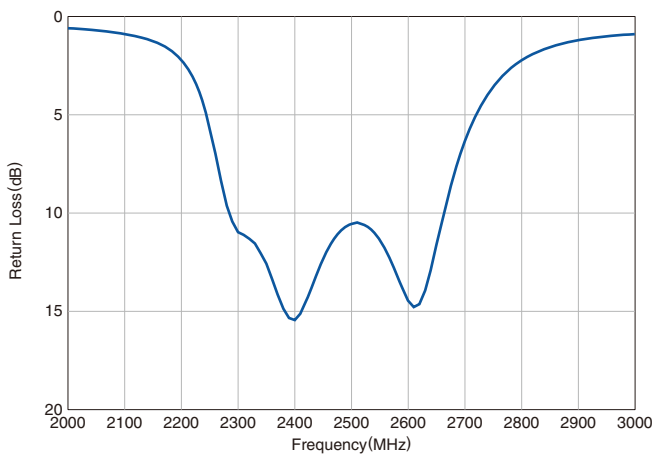
### SDS21 INSERTION LOSS



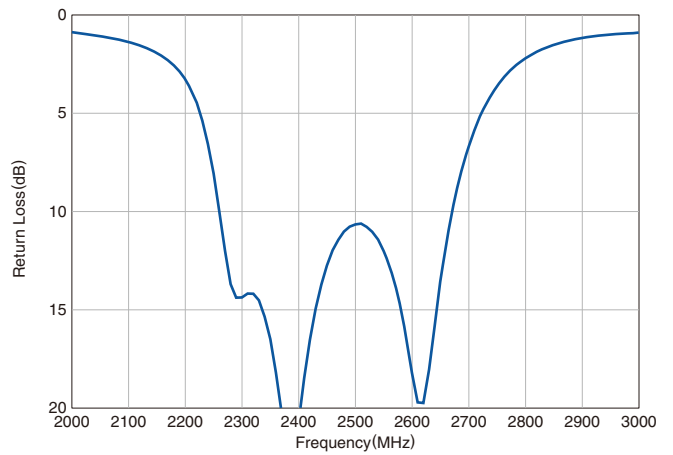
### SDS21 ATTENUATION



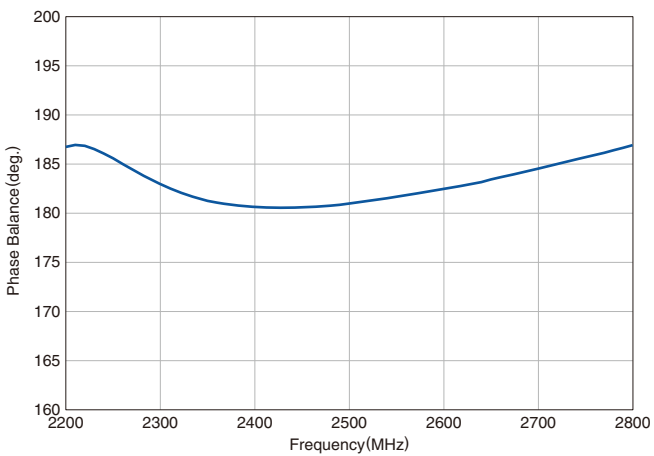
### SSS11 RETURN LOSS at UNBALANCE PORT



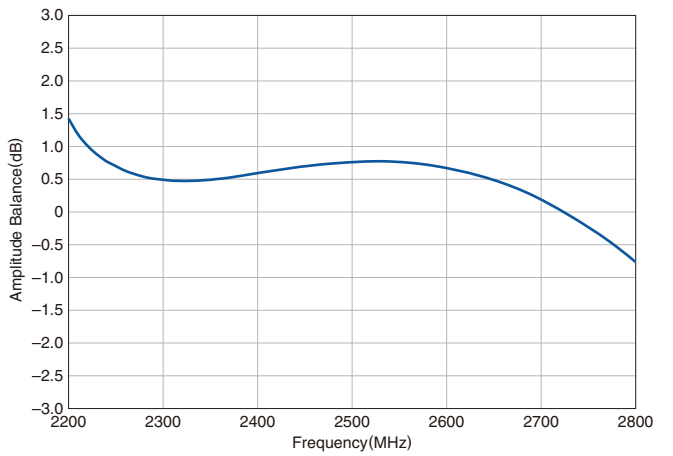
### SDD22 RETURN LOSS at BALANCE PORT



### PHASE BALANCE



### AMPLITUDE BALANCE



- All specifications are subject to change without notice.
- Before using these products, be sure to request the delivery specifications.

RECOMMENDED REFLOW PROFILE



Preheating			Soldering			
Temp.	Temp.	Time	Critical zone (T3 to T4)		Temp.	Time
T1	T2	t1	T3	t2	T4	t3*
150°C	200°C	60 to 120sec	217°C	60 to 120sec	240 to 260°C	30sec max.

\* t3 : Time within 5°C of actual peak temperature  
 The maximum number of reflow is 3.

## REMINDERS FOR USING THESE PRODUCTS

Before using these products, be sure to request the delivery specifications.

### SAFETY REMINDERS

Please pay sufficient attention to the warnings for safe designing when using these products.

#### REMINDERS

The products listed on this catalog are intended for use in general electronic equipment (AV equipment, telecommunications equipment, home appliances, amusement equipment, computer equipment, personal equipment, office equipment, measurement equipment, industrial robots) under a normal operation and use condition.

The products are not designed or warranted to meet the requirements of the applications listed below, whose performance and/or quality require a more stringent level of safety or reliability, or whose failure, malfunction or trouble could cause serious damage to society, person or property.

Please understand that we are not responsible for any damage or liability caused by use of the products in any of the applications below or for any other use exceeding the range or conditions set forth in this catalog.

- |   |  |
|---|--|
| (1) Aerospace/Aviation equipment                                  | (8) Public information-processing equipment                                  |
| (2) Transportation equipment (cars, electric trains, ships, etc.) | (9) Military equipment   |
| (3) Medical equipment   | (10) Electric heating apparatus, burning equipment                           |
| (4) Power-generation control equipment                            | (11) Disaster prevention/crime prevention equipment                          |
| (5) Atomic energy-related equipment                               | (12) Safety equipment  |
| (6) Seabed equipment  | (13) Other applications that are not considered general-purpose applications |
| (7) Transportation control equipment                              |  |

When using this product in general-purpose applications, you are kindly requested to take into consideration securing protection circuit/equipment or providing backup circuits, etc., to ensure higher safety.