

Scotchcast[®]
BRAND

3M

3832 Buried Service Wire Splice Encapsulation Kit

for up to 5 pair buried service wires

4403 "B" Type Encapsulant, Barrel and Sleeve, Split Bolt with nut and end caps.

1 Kit

Buried Service Wire Splice Encapsulation Kit 3832

INSTRUCTIONS

1. Snip End Cap ports to fit snug on cables (one port on each End Cap for inline splice, two ports on lower End Cap for butt splice, etc.).
2. Slide End Cap(s) over cable ends and push down out of the way.
3. For inline splice, place Barrel and Sleeve over either cable and slide down out of the way.
4. Prepare service wires per Figure 1. Scuff and clean surfaces that will come in contact with Compound. Use of Scotch cast Brand 4415 Service Wire Cleaning Kit is recommended.

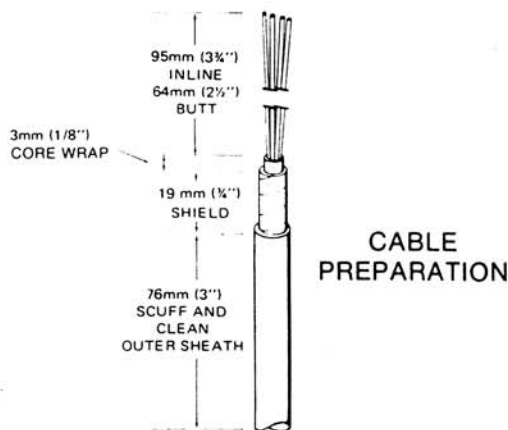


FIGURE 1

5. Attach Split Bolt to wire shields per Figure 2. Tighten securely.

6. Splice conductors per Figure 2.

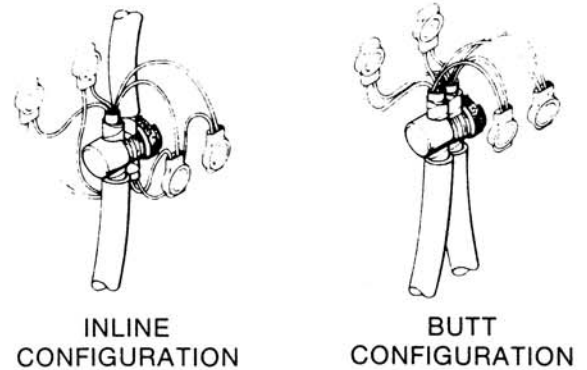


FIGURE 2

7. Center Barrel and Sleeve over splice. Slide End Caps (lower End Cap for butt splice) onto Barrel seating them firmly into place.
8. For inline splice, level Barrel with opening on top.
9. For butt splice, close Barrel opening with Sleeve.
10. Mix Compound: Warm "Unipak" Brand container to 16°C (60°F) or more before mixing. Break center barrier by grasping sides of bag and rolling thumbs through barrier.



Thoroughly mix by squeezing Compound back and forth 30 to 40 times. Strip Compound from corners while mixing.



11. Snip off corner of "Unipak" container and pour Compound into Barrel (through opening for inline splice, through upper end for butt splice) until completely full.

12. Close Barrel: By rotating sleeve for inline splice, with upper End Cap for butt splice. Note Figure 3.

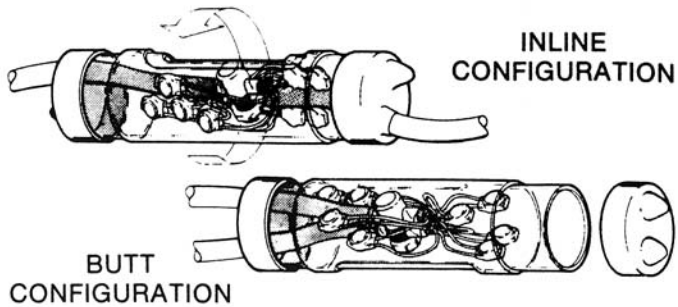


FIGURE 3

13. Closure may be placed immediately after completion of filling operation.

CAUTION

Vapor and liquid may cause sensitization. Contains isocyanate. May be irritating to the eyes. Avoid skin and eye contact. Avoid repeated and prolonged breathing of vapor. Use only in well ventilated areas.

FIRST AID

Inhalation — provide fresh air. In case of eye contact — flush eyes with plenty of water for 10 minutes and get medical attention. If ingested — do not induce vomiting. Get medical attention. Wash with soap and water in case of skin contact.

Important Notice

All statements, technical information, and recommendations related to 3M's products are based on information believed to be reliable, but the accuracy or completeness is not guaranteed. Before using this product, you must evaluate it and determine if it is suitable for your intended application. You assume all risks and liability associated with such use. Any statements related to the product which are not contained in 3M's current publications, or any contrary statements contained on your purchase order shall have no force or effect unless expressly agreed upon, in writing, by an authorized officer of 3M.



Telecom Access Division 3M Telecommunications

6801 River Place Blvd.
Austin, TX 78726-9000
800/426 8688
Fax 800/626 0329
www.3MTelecommunications.com

Warranty; Limited Remedy; Limited Liability.

This product will be free from defects in material and manufacture for a period of one year from the date of purchase. 3M MAKES NO OTHER WARRANTIES INCLUDING, BUT NOT LIMITED TO, ANY IMPLIED WARRANTY OF MERCHANTABILITY OR FITNESS FOR A PARTICULAR PURPOSE. If this product is defective within the warranty period stated above, your exclusive remedy shall be, at 3M's option, to replace or repair the 3M product or refund the purchase price of the 3M product. Except where prohibited by law, 3M will not be liable for any loss or damage arising from this 3M product, whether direct, indirect, special, incidental or consequential regardless of the legal theory asserted.



Recycled Paper
40% Pre-consumer
10% Post-consumer

Litho in USA.

© 3M 2003 80-6111-3226-9 (XXXX)DC1-1