


3M™ Compact Wiremount Socket

.100" × .075" for .050" Pitch Cable

501 Series



- Thin profile
- Consumes less vertical space
- Economy in system layouts
- Uses standard .050" [1.27] cable and mating pin pattern
- No change in current design
- Retro-fit with no print changes
- RoHS* compliant

Date Modified: T 3/28/2011

TS-0322-0
Sheet 1 of 2

Physical

Insulation

Material: Glass Filled Polyester (PBT)

Flammability: UL 94V-0

Color: Gray

Contact Material: Copper Alloy

Plating:

Underplating: 100 μ" [2.54 μm] Nickel

Wiping Area: 10 μ" [0.25 μm] Gold

Wire Accommodation: 28 AWG Solid or Stranded

Marking: 3M Logo, Part Number Identification and Orientation Triangle

Electrical

Current Rating: 1 A

Insulation Resistance: $> 1 \times 10^9 \Omega$ at 500 V_{DC}

Withstanding Voltage: 1000 V_{rms} at Sea Level

Environmental

Temperature Rating: -40°C to +85°C

"RoHS compliant" means that the product or part does not contain any of the following substances in excess of the following maximum concentration values in any homogeneous material, unless the substance is in an application that is exempt under RoHS: (a) 0.1% (by weight) for lead, mercury, hexavalent chromium, polybrominated biphenyls or polybrominated diphenyl ethers; or (b) 0.01% (by weight) for cadmium. Unless otherwise stated by 3M in writing, this information represents 3M's knowledge and belief based upon information provided by third party suppliers to 3M.

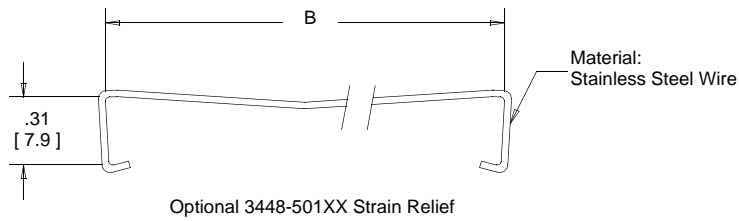
UL File No.: E68080

3M™ Compact Wiremount Socket

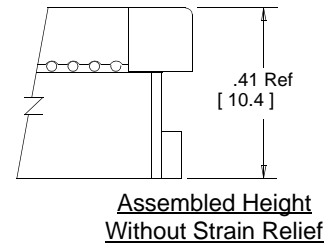
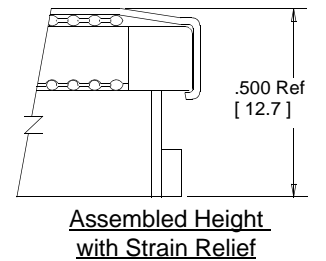
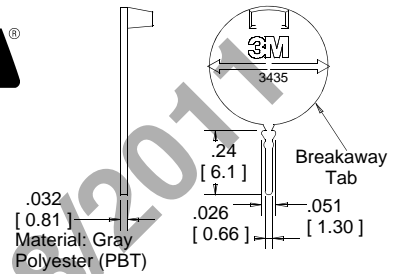
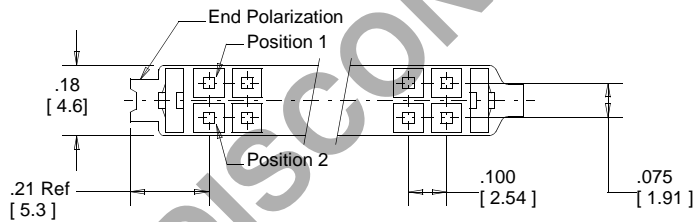
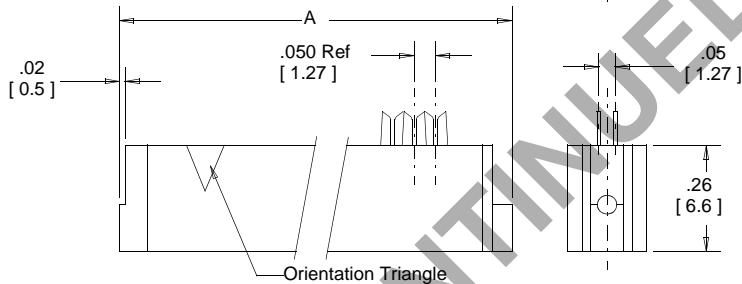
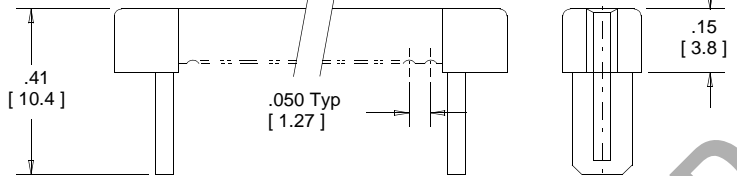
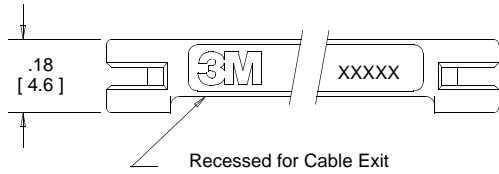
.100" × .075" for .050" Pitch Cable

501 Series

Material: Gray Polyester (PBT)



Contact Quantity	Dimensions	
	A	B
16	1.11 [28.3]	0.99 [25.1]
20	1.30 [33.0]	1.17 [29.7]
26	1.61 [41.0]	1.48 [37.7]
34	2.01 [51.0]	1.89 [47.9]
40	2.31 [58.7]	2.19 [55.5]
44	2.51 [63.8]	2.39 [60.6]
50	2.81 [71.4]	2.69 [68.2]



Inch
[mm]

Tolerance Unless Noted			
	.0	.00	.000
inch	±.1	±.01	±.005

[] Dimensions for Reference Only

Ordering Information

Socket
501XX-B000EL

Contact Quantity:
See Table

Strain Relief
(Order Separately)
3448-501XX

Contact Quantity:
See Table

Application tools: 3M™ Press, 3640 (or equivalent), 3M™ Locator Plate, 3443-110, 3M™Platen, 3442-9.
Recommended mating to 3M™ Header, Right Angle, 502XX Series.

TS-0322-Ó
Sheet 2 of 2

DISCONTINUED 3/28/2011

Important Notice

All statements, technical information, and recommendations related to 3M's products are based on information believed to be reliable, but the accuracy or completeness is not guaranteed. Before using this product, you must evaluate it and determine if it is suitable for your intended application. You assume all risks and liability associated with such use. Any statements related to the product which are not contained in 3M's current publications, or any contrary statements contained on your purchase order shall have no force or effect unless expressly agreed upon, in writing, by an authorized officer of 3M.

Warranty; Limited Remedy; Limited Liability.

This product will be free from defects in material and manufacture for a period of one (1) year from the time of purchase. **3M MAKES NO OTHER WARRANTIES INCLUDING, BUT NOT LIMITED TO, ANY IMPLIED WARRANTY OF MERCHANTABILITY OR FITNESS FOR A PARTICULAR PURPOSE.** If this product is defective within the warranty period stated above, your exclusive remedy shall be, at 3M's option, to replace or repair the 3M product or refund the purchase price of the 3M product. **Except where prohibited by law, 3M will not be liable for any indirect, special, incidental or consequential loss or damage arising from this 3M product, regardless of the legal theory asserted.**



3M Electronics Solutions Division
6801 River Place Blvd.
Austin, TX 78726-9000
U.S.A.
1-800-225-5373
www.3Mconnector.com

Please recycle. Printed in USA.
© 3M 2010. All rights reserved.
RIA-2217B-E

3M is a trademark of 3M Company.