


Test & Burn-In SOIC Sockets



- Lid can be actuated from top or front and is compatible with automated load/unload equipment
- Compact envelope and side to side stackability maximize board density
- Tweezer slot for easy manual loading/unloading
- Lid applies 80 grams normal force per lead for maximum electrical reliability
- Accepts Gull Wing JEDEC device sizes in .150" (3.81 mm) and .300" (7.62 mm) body widths

Date Issued: February 19, 2001

TS-0338-09
Sheet 1 of 4

34

Physical

Insulation

Material: Glass Filled Polyethersulfone
Flammability: UL 94V-0
Color: Black

Marking: 3M Logo & Part Number Identifier

Contact

Material: Beryllium-Copper
Plating: 30 μ " (0.76 μ m) Gold over 50 μ " (1.3 μ m) Nickel

Environmental

Current Rating: 1 Amp
Insulation Resistance: $> 1 \times 10^{12} \Omega$ at 500 Vdc
Withstanding Voltage: 1000 Vrms at Sea Level

Environmental

Operating Temperature Rating: - 55° C to + 150° C

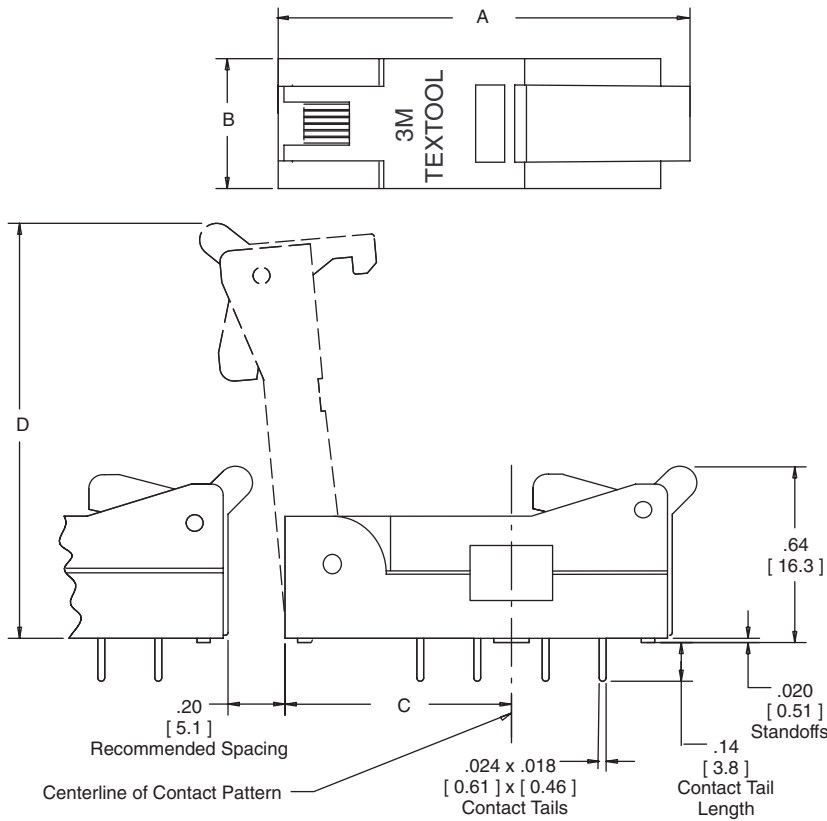
3M Electronic Handling and Protection Division

6801 River Place Blvd.
Austin, TX 78726-9000

For technical, sales or ordering information call **800-328-0411**
or visit our website: <http://www.3M.com/ehpd>

Test & Burn-In SOIC Sockets

Part Number	Dimensions			
	A	B	C	D
7391				
7390	1.45 [36.8]	.47 [11.9]	.79 [20.0]	1.52 [38.0]
7383				
7224				
7223	1.59 [40.4]	.57 [14.5]	.86 [21.8]	1.64 [41.7]
7201				
7397				
7396	1.69 [42.9]	.80 [20.3]	.92 [23.3]	1.74 [44.2]
7474				



	Tolerance $\frac{\text{inch}}{\text{(mm)}}$	
Dimension	$\frac{.00}{(.0)}$	$\frac{.000}{(.00)}$
Tolerance	$\pm .010$ ($\pm .25$)	$\pm .005$ ($\pm .13$)

Ordering Information

Part Number	Leads	SOIC Body Width
208-7391-55-1902	8	.150 [3.81]
214-7390-55-1902	14	
216-7383-55-1902	16	
216-7224-55-1902	18	.300 [7.62]
218-7223-55-1902	18	
220-7201-55-1902	20	
224-7397-55-1902	24	
228-7396-55-1902	28	
228-7474-55-1902	28	.330 [8.38]

TS-0338-09
Sheet 2 of 4

3M Electronic Handling and Protection Division

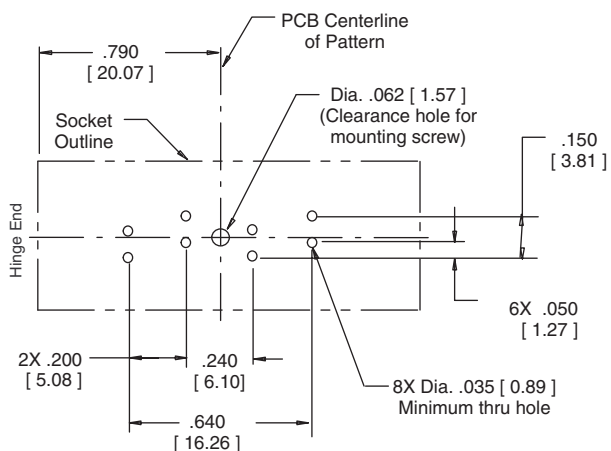
6801 River Place Blvd.
Austin, TX 78726-9000

For technical, sales or ordering information call **800-328-0411**
or visit our website: <http://www.3M.com/ehpd>

Test & Burn-In SOIC Sockets

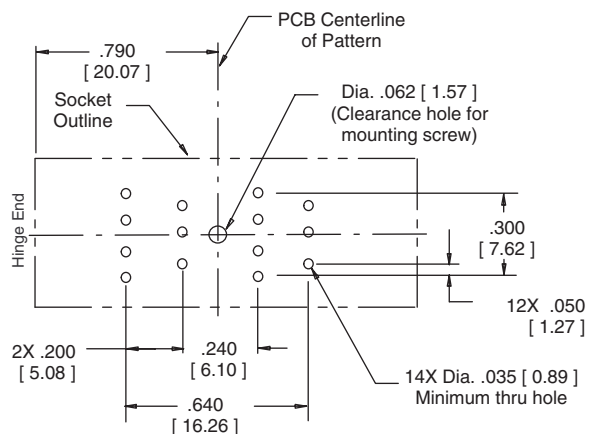
P.C. BOARD PATTERNS

8 Position



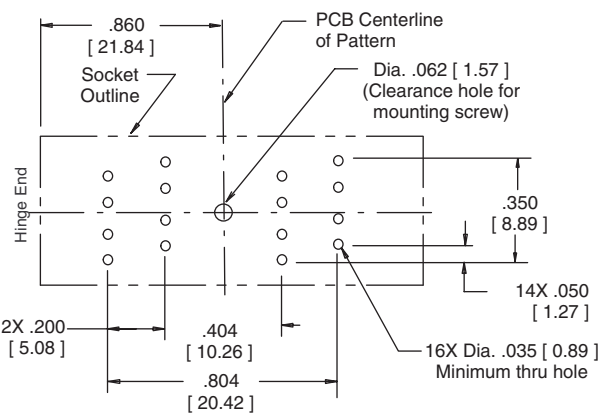
208-7391-55-1902

14 Position

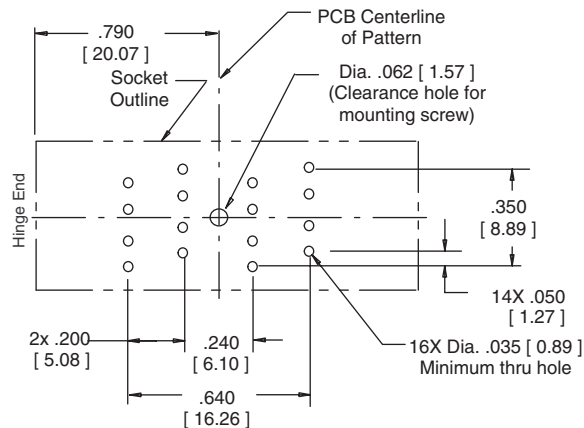


214-7390-55-1902

16 Position

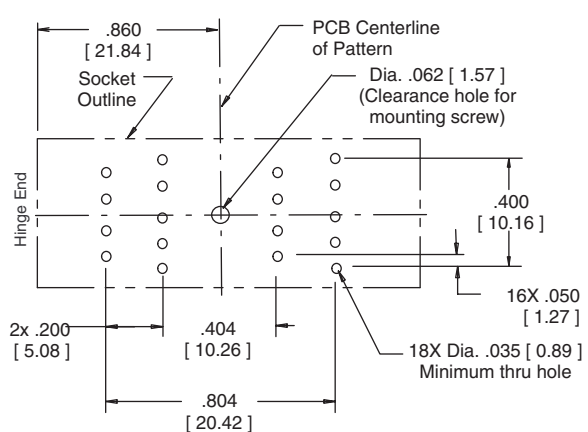


216-7224-55-1902



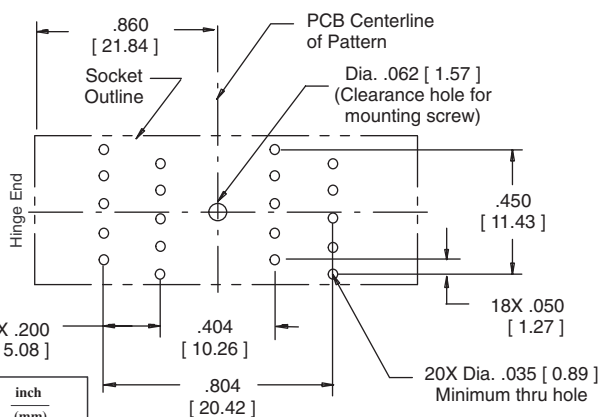
216-7383-55-1902

18 Position



218-7223-55-1902

20 Position



220-7201-55-1902

	Tolerance	
	inch	(mm)
Dimension	.00 (.0)	.000 (.00)
Tolerance	±.010 (±.25)	±.005 (±.13)

TS-0338-09
Sheet 3 of 4

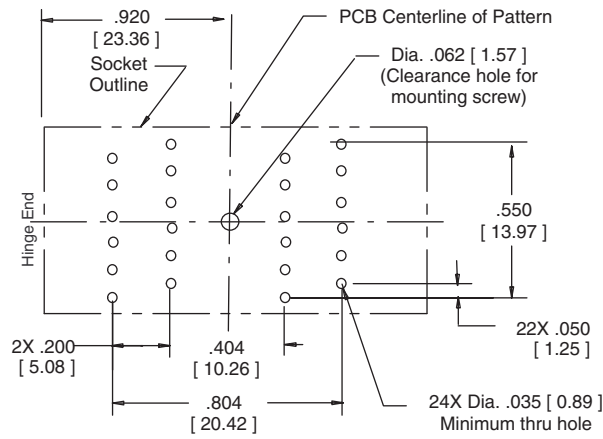
3M Electronic Handling and Protection Division

6801 River Place Blvd.
Austin, TX 78726-9000

For technical, sales or ordering information call **800-328-0411**
or visit our website: <http://www.3M.com/ehpd>

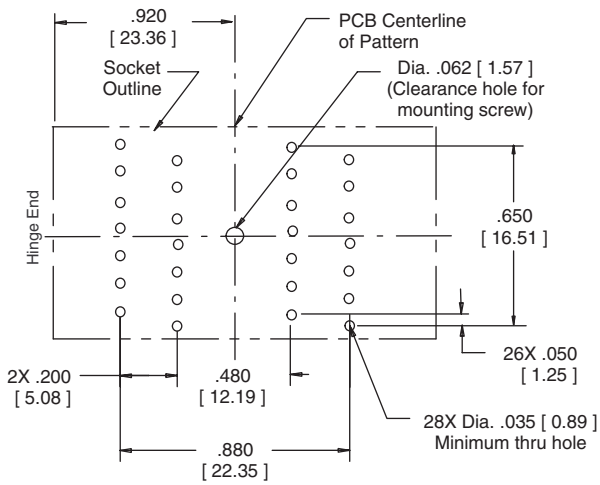
Test & Burn-In SOIC Sockets

24 Position

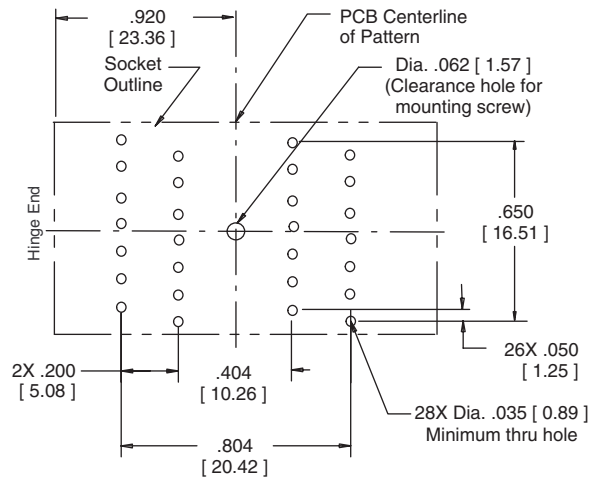


224-7397-55-1902

28 Position



228-7474-55-1902



228-7396-55-1902

	Tolerance $\frac{\text{inch}}{\text{(mm)}}$	
Dimension	$\frac{.00}{(.0)}$	$\frac{.000}{(.00)}$
Tolerance	$\frac{\pm .010}{(\pm .25)}$	$\frac{\pm .005}{(\pm .13)}$

Note: P.C. Board patterns are "component side".

TS-0338-09
Sheet 4 of 4

3M Electronic Handling and Protection Division

6801 River Place Blvd.
Austin, TX 78726-9000

For technical, sales or ordering information call **800-328-0411**
or visit our website: <http://www.3M.com/ehpd>