

## ANGELINA-W-B

~50° wide beam compatible with BJB connectors

### TECHNICAL SPECIFICATIONS:

Dimensions	Ø 82.0 mm
Height	31 mm
Fastening	socket
ROHS compliant	yes ⓘ

### MATERIAL SPECIFICATIONS:


Component	Type	Material	Colour	Finish	Coating
ANGELINA-W-B	Reflector	PC	metal		HMDS

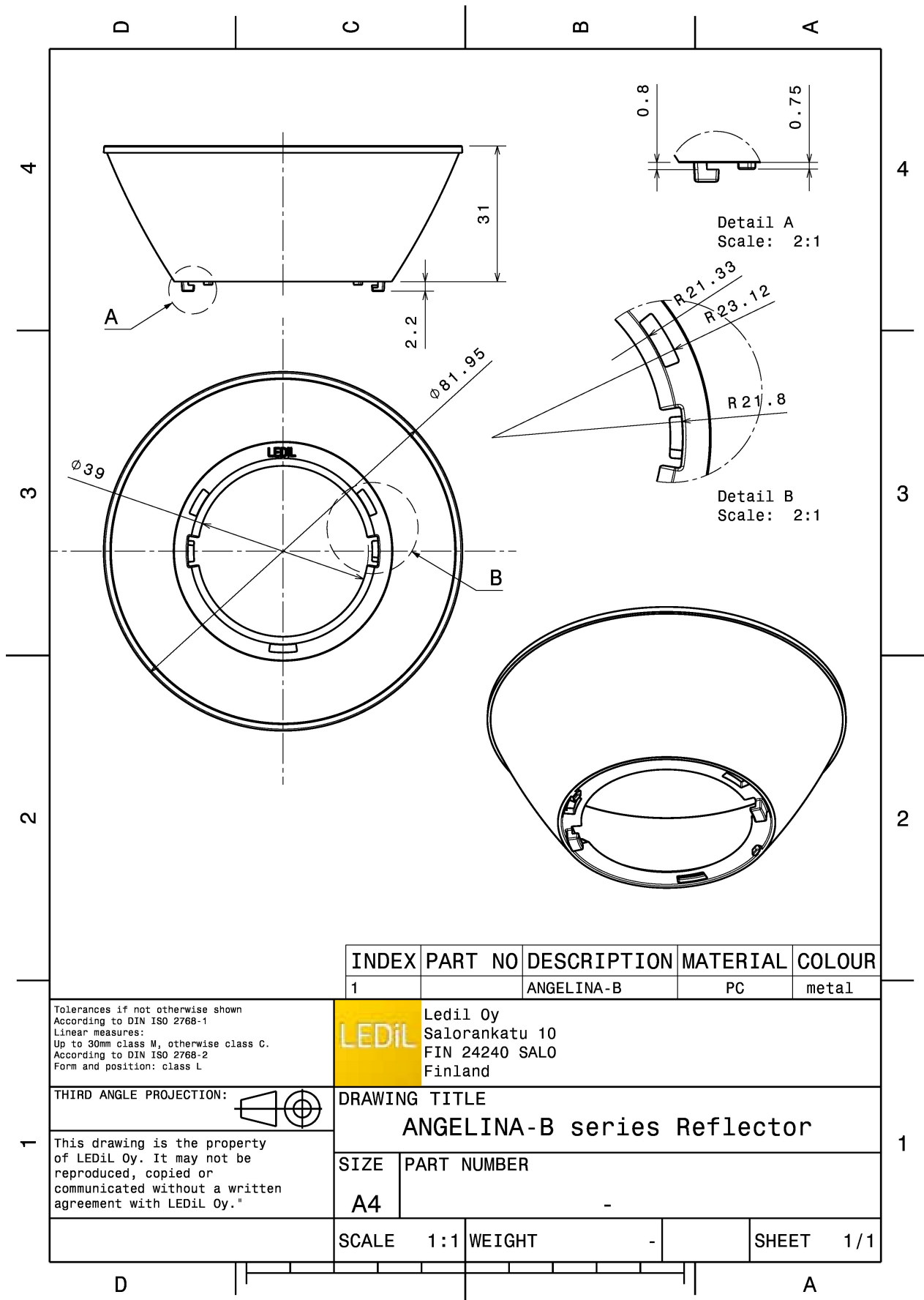
### ORDERING INFORMATION:

#### Component

F13661\_ANGELINA-W-B  
» Box size: 480 x 280 x 300 mm

Qty in box	MOQ	MPQ	Box weight (kg)
825	110	55	10.6





INDEX	PART NO	DESCRIPTION	MATERIAL	COLOUR
1		ANGELINA-B	PC	metal

Tolerances if not otherwise shown  
 According to DIN ISO 2768-1  
 Linear measures:  
 Up to 30mm class M, otherwise class C.  
 According to DIN ISO 2768-2  
 Form and position: class L

**LEDiL** Ledil Oy  
 Salorankatu 10  
 FIN 24240 SALO  
 Finland

THIRD ANGLE PROJECTION:

DRAWING TITLE  
**ANGELINA-B series Reflector**


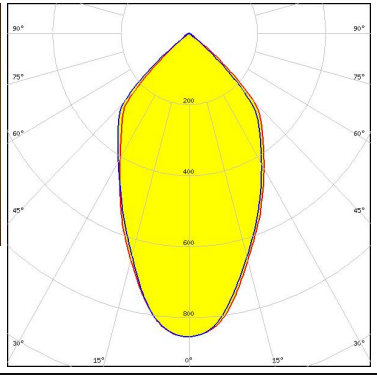
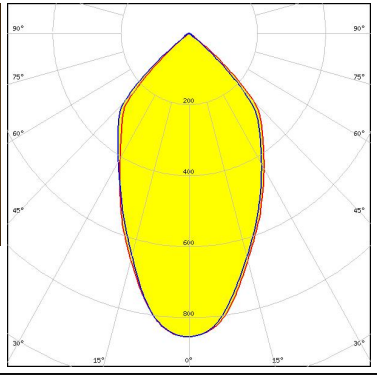
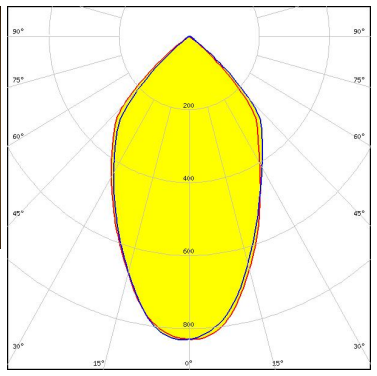

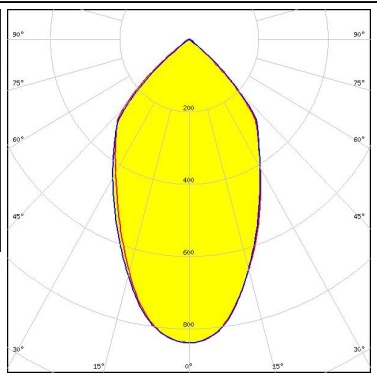

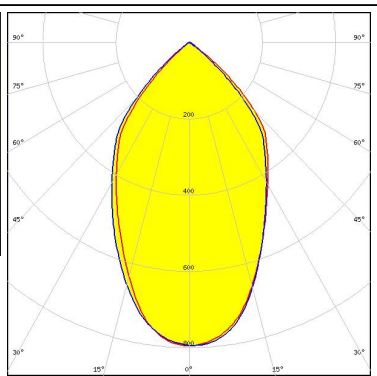
This drawing is the property of LEDiL Oy. It may not be reproduced, copied or communicated without a written agreement with LEDiL Oy."

SIZE	PART NUMBER
A4	-



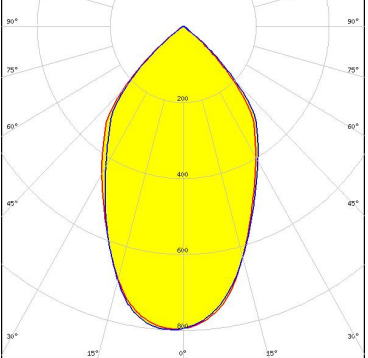

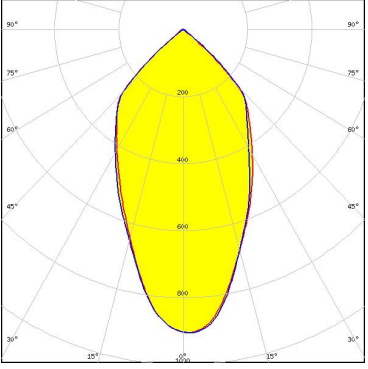

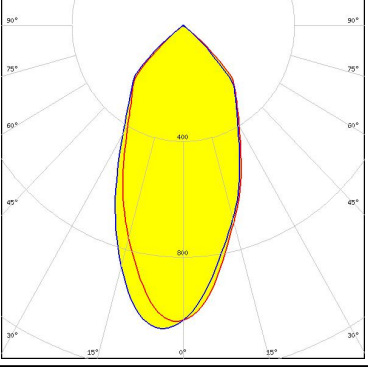

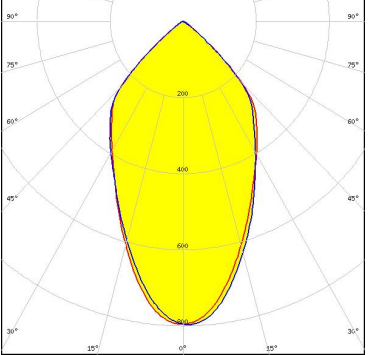
SCALE	1:1	WEIGHT	-	SHEET	1/1
-------	-----	--------	---	-------	-----

See also our general installation guide: [www.ledil.com/installation\\_guide](http://www.ledil.com/installation_guide)

#### PHOTOMETRIC DATA (MEASURED):

<p>bridgelux.</p> <p>LED V15 Gen6</p> <p>FWHM / FWTM 59.0° / 101.0°</p> <p>Efficiency 92 %</p> <p>Peak intensity 0.9 cd/lm</p> <p>LEDs/each optic 1</p> <p>Light colour White</p> <p>Required components: BJB: 47.319.2224</p>		
<p>bridgelux.</p> <p>LED V18 Gen6</p> <p>FWHM / FWTM 61.0° / 101.0°</p> <p>Efficiency 92 %</p> <p>Peak intensity 0.8 cd/lm</p> <p>LEDs/each optic 1</p> <p>Light colour White</p> <p>Required components: BJB: 47.319.2274</p>		
<p>bridgelux.</p> <p>LED V18 Gen7</p> <p>FWHM / FWTM 60.0° / 102.0°</p> <p>Efficiency 93 %</p> <p>Peak intensity 0.8 cd/lm</p> <p>LEDs/each optic 1</p> <p>Light colour White</p> <p>Required components: BJB: 47.319.2350</p>		
<p>bridgelux.</p> <p>LED V22 Gen6</p> <p>FWHM / FWTM 63.0° / 101.0°</p> <p>Efficiency 90 %</p> <p>Peak intensity 0.8 cd/lm</p> <p>LEDs/each optic 1</p> <p>Light colour White</p> <p>Required components: A.A.G. STUCCHI: 8102-G2</p>		

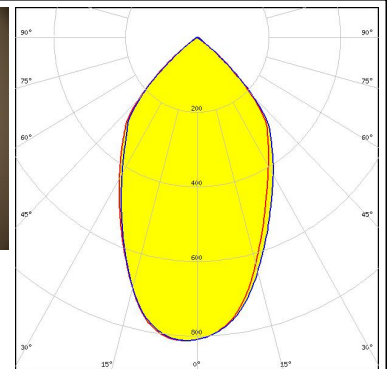

#### PHOTOMETRIC DATA (MEASURED):

<p></p> <p>LED V22 Gen7            FWHM / FWTM 63.0° / 102.0°            Efficiency 90 %            Peak intensity 0.8 cd/lm            LEDs/each optic 1            Light colour White            Required components:            BJB: 47.319.2030</p>		
<p><b>CITIZEN</b></p> <p>LED CLL03x/CLU03x            FWHM / FWTM 55.0° / 100.0°            Efficiency 94 %            Peak intensity 0.9 cd/lm            LEDs/each optic 1            Light colour White            Required components:            A.A.G. STUCCHI: 8101-G2</p>		
<p><b>CITIZEN</b></p> <p>LED CLL03x/CLU03x            FWHM / FWTM 49.0° / 98.0°            Efficiency 92 %            Peak intensity 1 cd/lm            LEDs/each optic 1            Light colour White            Required components:            BJB: 47.319.2021</p>		
<p><b>CITIZEN</b></p> <p>LED CLL03x/CLU03x            FWHM / FWTM 60.0° / 102.0°            Efficiency 89 %            Peak intensity 0.8 cd/lm            LEDs/each optic 1            Light colour White            Required components:            F13671_ANGE-RZ-LENS            A.A.G. STUCCHI: 8101-G2</p>		

#### PHOTOMETRIC DATA (MEASURED):

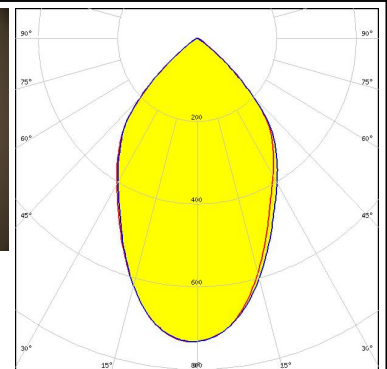

#### CITIZEN

LED CLL04x/CLU04x  
 FWHM / FWTM 62.0° / 102.0°  
 Efficiency 92 %  
 Peak intensity 0.8 cd/lm  
 LEDs/each optic 1  
 Light colour White  
 Required components:  
 A.A.G. STUCCHI: 8102-G2



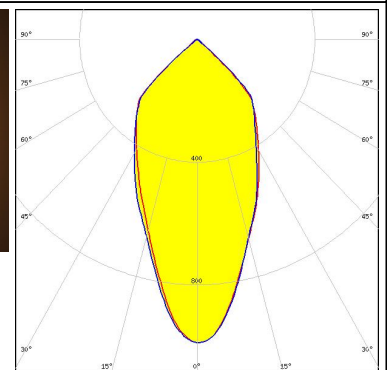

#### CITIZEN

LED CLL04x/CLU04x  
 FWHM / FWTM 66.0° / 104.0°  
 Efficiency 87 %  
 Peak intensity 0.7 cd/lm  
 LEDs/each optic 1  
 Light colour White  
 Required components:  
 F13671\_ANGE-RZ-LENS  
 A.A.G. STUCCHI: 8102-G2



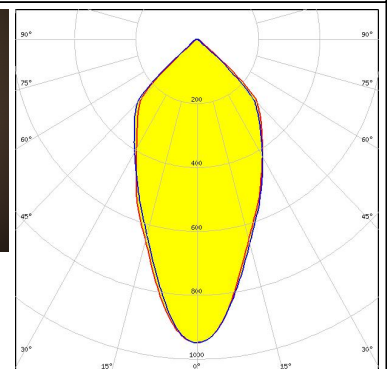

#### CITIZEN

LED CLU720/721  
 FWHM / FWTM 49.0° / 99.0°  
 Efficiency 93 %  
 Peak intensity 1 cd/lm  
 LEDs/each optic 1  
 Light colour White  
 Required components:  
 BJB: 47.319.2021



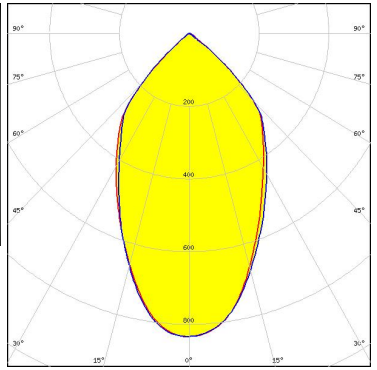


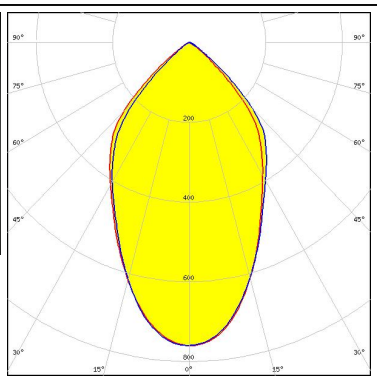


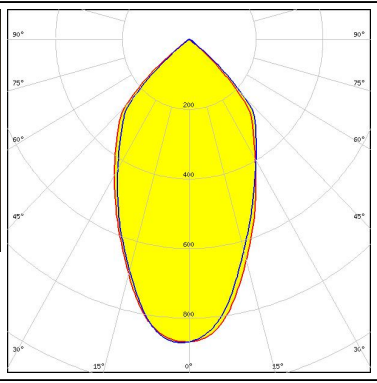


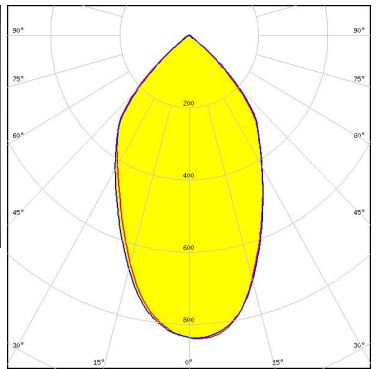


#### CITIZEN


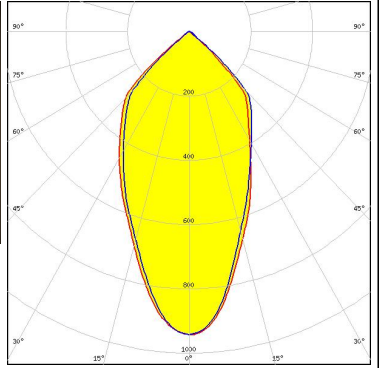

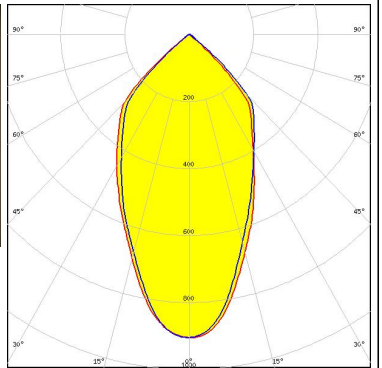

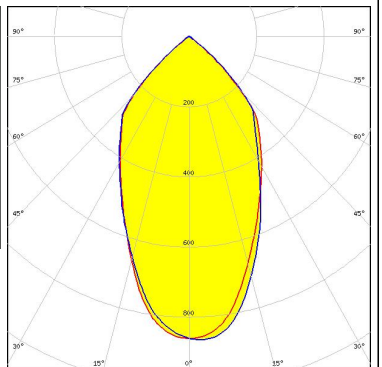

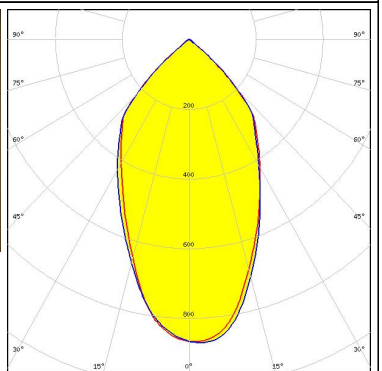
LED CLU720/721  
 FWHM / FWTM 51.0° / 100.0°  
 Efficiency 94 %  
 Peak intensity 1 cd/lm  
 LEDs/each optic 1  
 Light colour White  
 Required components:  
 A.A.G. STUCCHI: 8101-G2




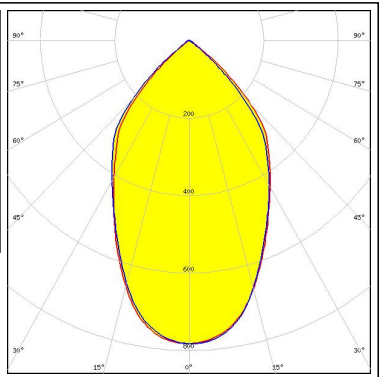

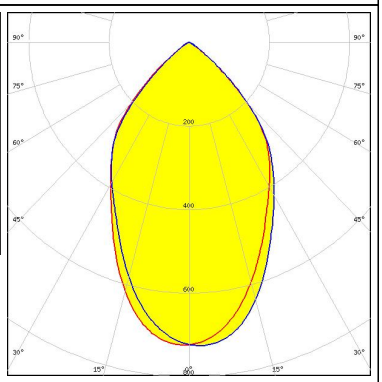

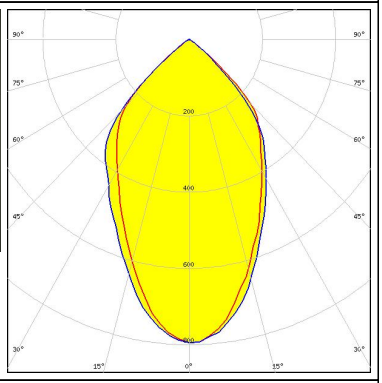

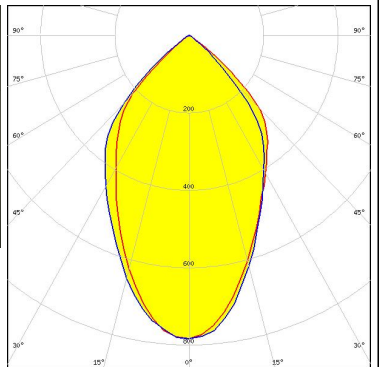
#### PHOTOMETRIC DATA (MEASURED):

<p><b>CREE</b>  <b>LED</b></p> <p>LED CXA/B 25xx            FWHM / FWTM 61.0° / 101.0°            Efficiency 92 %            Peak intensity 0.8 cd/lm            LEDs/each optic 1            Light colour White            Required components:            BJB: 47.319.2141</p>		
<p><b>CREE</b>  <b>LED</b></p> <p>LED CXA/B 25xx            FWHM / FWTM 64.0° / 103.0°            Efficiency 88 %            Peak intensity 0.8 cd/lm            LEDs/each optic 1            Light colour White            Required components:            F13671_ANGE-RZ-LENS            BJB: 47.319.2141</p>		
<p><b>CREE</b>  <b>LED</b></p> <p>LED CXA/B 25xx            FWHM / FWTM 57.0° / 101.0°            Efficiency 93 %            Peak intensity 0.9 cd/lm            LEDs/each optic 1            Light colour White            Required components:            A.A.G. STUCCHI: 8401-G2</p>		
<p><b>CREE</b>  <b>LED</b></p> <p>LED CXA/B 30xx            FWHM / FWTM 63.0° / 101.0°            Efficiency 91 %            Peak intensity 0.8 cd/lm            LEDs/each optic 1            Light colour White            Required components:            A.A.G. STUCCHI: 8404-G2</p>		

#### PHOTOMETRIC DATA (MEASURED):


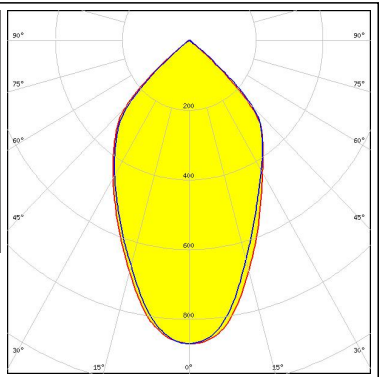

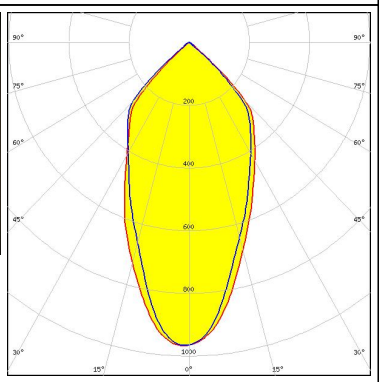

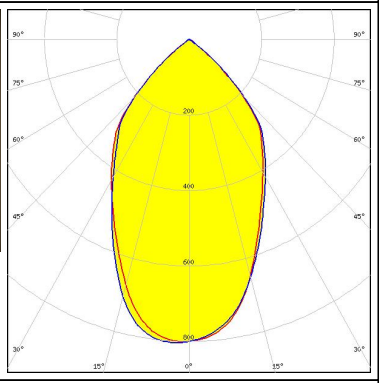

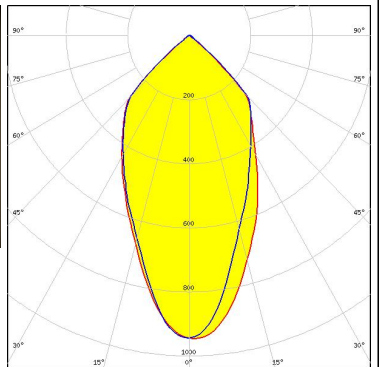
<p><b>LUMILEDS</b></p> <p>LED LUXEON CoB 1204/1205</p> <p>FWHM / FWTM 53.0° / 100.0°</p> <p>Efficiency 94 %</p> <p>Peak intensity 0.9 cd/m</p> <p>LEDs/each optic 1</p> <p>Light colour White</p> <p>Required components: A.A.G. STUCCHI: 8301-G2</p>		
<p><b>LUMILEDS</b></p> <p>LED LUXEON CoB 1208</p> <p>FWHM / FWTM 55.0° / 100.0°</p> <p>Efficiency 93 %</p> <p>Peak intensity 0.9 cd/m</p> <p>LEDs/each optic 1</p> <p>Light colour White</p> <p>Required components: A.A.G. STUCCHI: 8301-G2</p>		
<p><b>LUMILEDS</b></p> <p>LED LUXEON CoB 1211</p> <p>FWHM / FWTM 58.0° / 101.0°</p> <p>Efficiency 92 %</p> <p>Peak intensity 0.9 cd/m</p> <p>LEDs/each optic 1</p> <p>Light colour White</p> <p>Required components: BJB: 47.319.2030</p>		
<p><b>LUMILEDS</b></p> <p>LED LUXEON CoB 1211</p> <p>FWHM / FWTM 58.0° / 100.0°</p> <p>Efficiency 92 %</p> <p>Peak intensity 0.9 cd/m</p> <p>LEDs/each optic 1</p> <p>Light colour White</p> <p>Required components: A.A.G. STUCCHI: 8102-G2</p>		

#### PHOTOMETRIC DATA (MEASURED):

<p><b>LUMILEDS</b></p> <p>LED LUXEON CoB 1216/1812</p> <p>FWHM / FWTM 65.0° / 102.0°</p> <p>Efficiency 91 %</p> <p>Peak intensity 0.8 cd/lm</p> <p>LEDs/each optic 1</p> <p>Light colour White</p> <p>Required components: BJB: 47.319.2030</p>		
<p><b>LUMILEDS</b></p> <p>LED LUXEON CoB 1216/1812</p> <p>FWHM / FWTM 67.0° / 104.0°</p> <p>Efficiency 87 %</p> <p>Peak intensity 0.7 cd/lm</p> <p>LEDs/each optic 1</p> <p>Light colour White</p> <p>Required components: F13671_ANGE-RZ-LENS BJB: 47.319.2030</p>		
<p><b>LUMILEDS</b></p> <p>LED LUXEON K12</p> <p>FWHM / FWTM 64.0° / 104.0°</p> <p>Efficiency 89 %</p> <p>Peak intensity 0.8 cd/lm</p> <p>LEDs/each optic 1</p> <p>Light colour White</p> <p>Required components: F13671_ANGE-RZ-LENS BJB: 47.319.2070</p>		
<p><b>LUMILEDS</b></p> <p>LED LUXEON K16</p> <p>FWHM / FWTM 65.0° / 104.0°</p> <p>Efficiency 89 %</p> <p>Peak intensity 0.8 cd/lm</p> <p>LEDs/each optic 1</p> <p>Light colour White</p> <p>Required components: F13671_ANGE-RZ-LENS BJB: 47.319.2070</p>		



#### PHOTOMETRIC DATA (MEASURED):

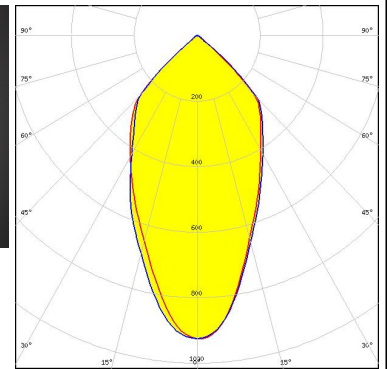

<p><b>LUMILEDS</b></p> <p>LED LUXEON K16</p> <p>FWHM / FWTM 61.0°</p> <p>Efficiency %</p> <p>Peak intensity 0.9 cd/lm</p> <p>LEDs/each optic 1</p> <p>Light colour White</p> <p>Required components: BJB: 47.319.2070</p>		
<p><b>LUMINUS</b></p> <p>LED CxM-14 (19x19)</p> <p>FWHM / FWTM 51.0° / 99.0°</p> <p>Efficiency 93 %</p> <p>Peak intensity 1 cd/lm</p> <p>LEDs/each optic 1</p> <p>Light colour White</p> <p>Required components: BJB: 47.319.2021</p>		
<p><b>LUMINUS</b></p> <p>LED CxM-22 (28x28)</p> <p>FWHM / FWTM 63.0° / 102.0°</p> <p>Efficiency 92 %</p> <p>Peak intensity 0.8 cd/lm</p> <p>LEDs/each optic 1</p> <p>Light colour White</p> <p>Required components: BJB: 47.319.2030</p>		
<p><b>OSRAM</b> Opto Semiconductors</p> <p>LED Soleriq S13</p> <p>FWHM / FWTM 52.0° / 100.0°</p> <p>Efficiency 94 %</p> <p>Peak intensity 1 cd/lm</p> <p>LEDs/each optic 1</p> <p>Light colour White</p> <p>Required components: A.A.G. STUCCHI: 8502-G2</p>		

#### PHOTOMETRIC DATA (MEASURED):

#### OSRAM

Opto Semiconductors

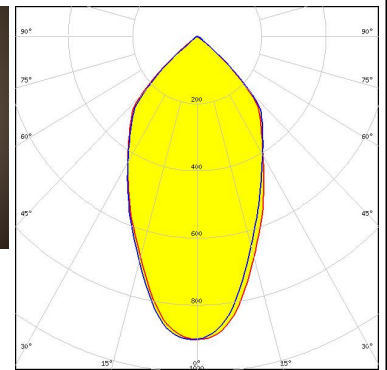

LED Soleriq S13 19x19  
 FWHM / FWTM 53.0° / 100.0°  
 Efficiency 93 %  
 Peak intensity 0.9 cd/m  
 LEDs/each optic 1  
 Light colour White  
 Required components:  
 BJB: 47.319.2021



#### OSRAM

Opto Semiconductors

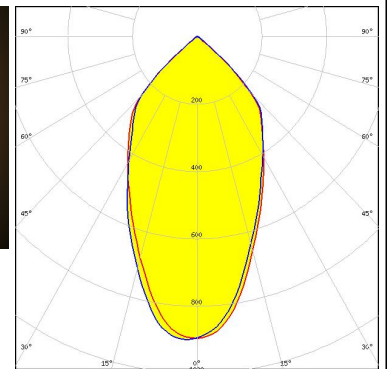

LED Soleriq S19  
 FWHM / FWTM 55.0° / 100.0°  
 Efficiency 93 %  
 Peak intensity 0.9 cd/m  
 LEDs/each optic 1  
 Light colour White  
 Required components:  
 A.A.G. STUCCHI: 8503-G2



#### OSRAM

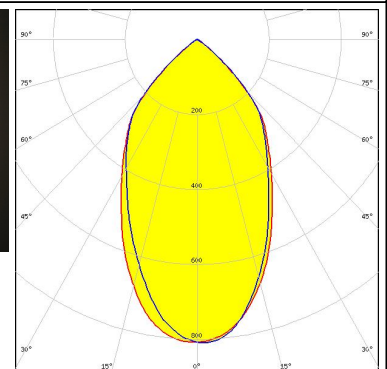

Opto Semiconductors

LED Soleriq S19  
 FWHM / FWTM 55.0° / 100.0°  
 Efficiency 93 %  
 Peak intensity 0.9 cd/m  
 LEDs/each optic 1  
 Light colour White  
 Required components:  
 BJB: 47.319.2170



#### PHILIPS

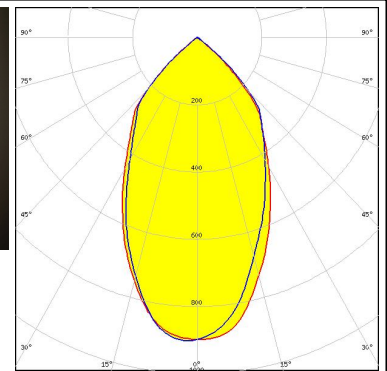
LED Fortimo SLM L19 CoB  
 FWHM / FWTM 60.0° / 102.0°  
 Efficiency 88 %  
 Peak intensity 0.8 cd/m  
 LEDs/each optic 1  
 Light colour White  
 Required components:  
 F13671\_ANGE-RZ-LENS  
 BJB: 47.319.2030



#### PHOTOMETRIC DATA (MEASURED):

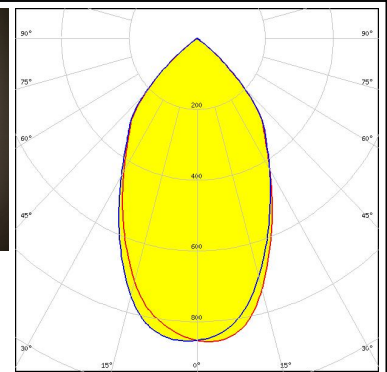

### PHILIPS

LED Fortimo SLM L19 CoB  
 FWHM / FWTM 58.0° / 100.0°  
 Efficiency 93 %  
 Peak intensity 0.9 cd/lm  
 LEDs/each optic 1  
 Light colour White  
 Required components:  
 BJB: 47.319.2030



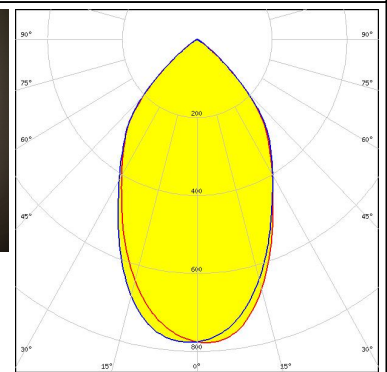

### PHILIPS

LED Fortimo SLM L23 CoB  
 FWHM / FWTM 60.0° / 101.0°  
 Efficiency 93 %  
 Peak intensity 0.9 cd/lm  
 LEDs/each optic 1  
 Light colour White  
 Required components:  
 BJB: 47.319.2030



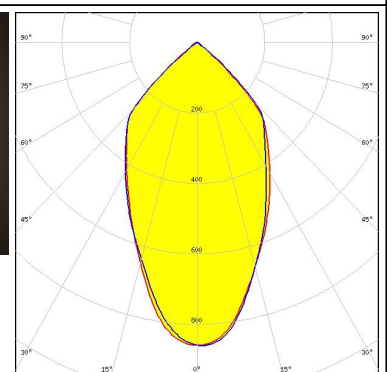

### PHILIPS

LED Fortimo SLM L23 CoB  
 FWHM / FWTM 62.0° / 102.0°  
 Efficiency 88 %  
 Peak intensity 0.8 cd/lm  
 LEDs/each optic 1  
 Light colour White  
 Required components:  
 F13671\_ANGE-RZ-LENS  
 BJB: 47.319.2030



### SAMSUNG

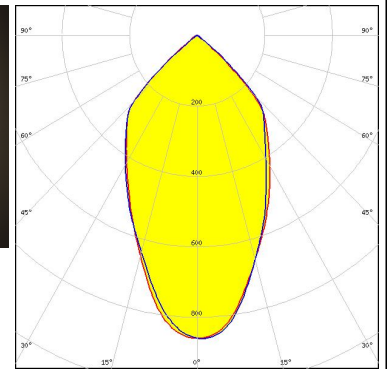

LED LC016D / LC019D / LC026D / LC033D  
 FWHM / FWTM 59.0° / 101.0°  
 Efficiency 93 %  
 Peak intensity 0.9 cd/lm  
 LEDs/each optic 1  
 Light colour White  
 Required components:  
 BJB: 47.319.2021



#### PHOTOMETRIC DATA (MEASURED):

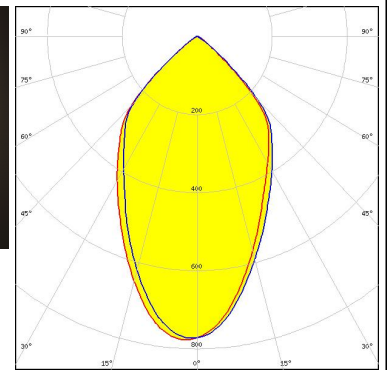
### SAMSUNG

LED LC016D / LC019D / LC026D / LC033D  
 FWHM / FWTM 59.0° / 101.0°  
 Efficiency 93 %  
 Peak intensity 0.9 cd/m  
 LEDs/each optic 1  
 Light colour White  
 Required components:  
 A.A.G. STUCCHI: 8101-G2



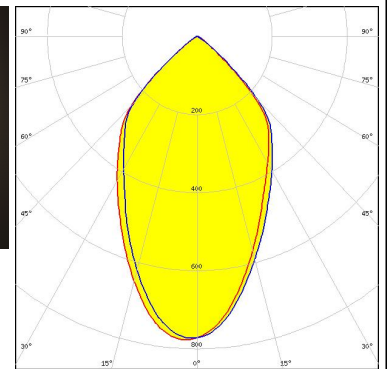

### SAMSUNG

LED LC016D / LC019D / LC026D / LC033D  
 FWHM / FWTM 62.0° / 103.0°  
 Efficiency 89 %  
 Peak intensity 0.8 cd/m  
 LEDs/each optic 1  
 Light colour White  
 Required components:  
 F13671\_ANGE-RZ-LENS  
 BJB: 47.319.2021



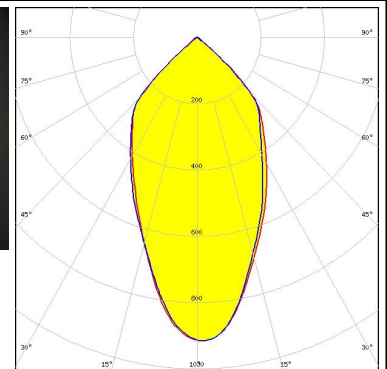
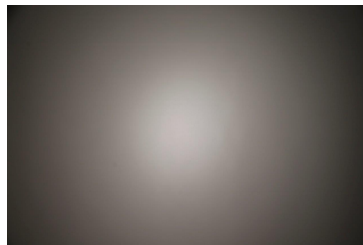
### SAMSUNG

LED LC016D / LC019D / LC026D / LC033D  
 FWHM / FWTM 62.0° / 103.0°  
 Efficiency 89 %  
 Peak intensity 0.8 cd/m  
 LEDs/each optic 1  
 Light colour White  
 Required components:  
 F13671\_ANGE-RZ-LENS  
 A.A.G. STUCCHI: 8101-G2


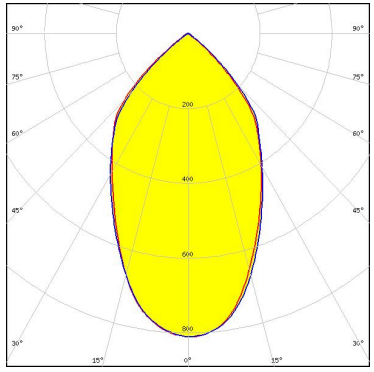

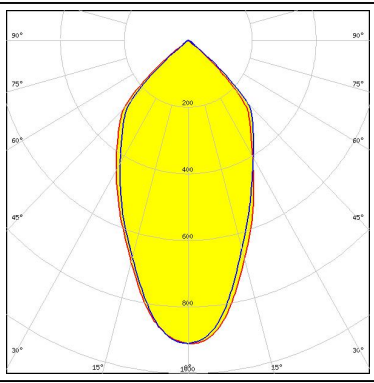

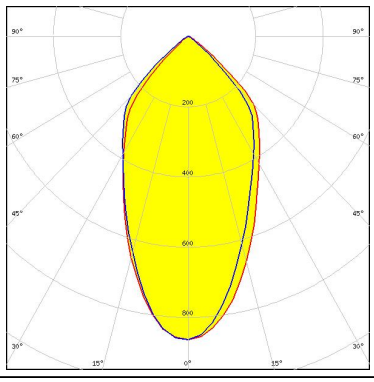

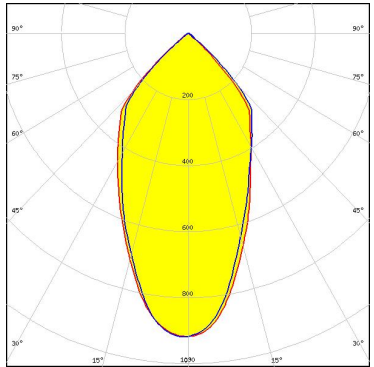


SEOL SEMICONDUCTOR

LED ZC12/18  
 FWHM / FWTM 54.0° / 99.0°  
 Efficiency 93 %  
 Peak intensity 0.9 cd/m  
 LEDs/each optic 1  
 Light colour White  
 Required components:  
 A.A.G. STUCCHI: 8101-G2



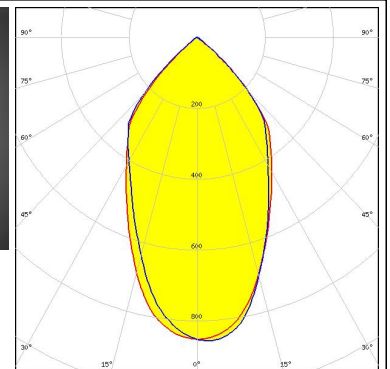

#### PHOTOMETRIC DATA (MEASURED):

<p><b>SEOL</b> SEOL SEMICONDUCTOR</p> <p>LED ZC25/40/60 FWHM / FWTM 62.0° / 102.0° Efficiency 92 % Peak intensity 0.8 cd/m LEDs/each optic 1 Light colour White Required components: A.A.G. STUCCHI: 8102-G2</p>		
<p><b>SHARP</b></p> <p>LED Mega Zenigata (GW6DME) FWHM / FWTM 55.0° / 100.0° Efficiency 94 % Peak intensity 0.9 cd/m LEDs/each optic 1 Light colour White Required components: A.A.G. STUCCHI: 8301-G2</p>		
<p><b>SHARP</b></p> <p>LED Tiger Zenigata (GWTGCBG4FD) FWHM / FWTM 54.0° / 101.0° Efficiency 90 % Peak intensity 0.9 cd/m LEDs/each optic 1 Light colour White Required components: F13671_ANGE-RZ-LENS BJB: 47.319.2051</p>		
<p><b>TRIDONIC</b></p> <p>LED SLE G7 LES17 H FWHM / FWTM 53.0° / 99.0° Efficiency 91 % Peak intensity 0.9 cd/m LEDs/each optic 1 Light colour White Required components:</p>		

#### PHOTOMETRIC DATA (MEASURED):

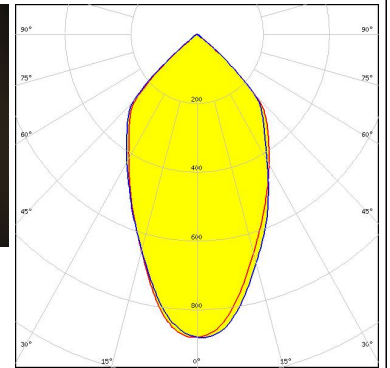

#### TRIDONIC

LED SLE G7 LES21 H  
 FWHM / FWTM 59.0° / 100.0°  
 Efficiency 91 %  
 Peak intensity 0.9 cd/lm  
 LEDs/each optic 1  
 Light colour White  
 Required components:



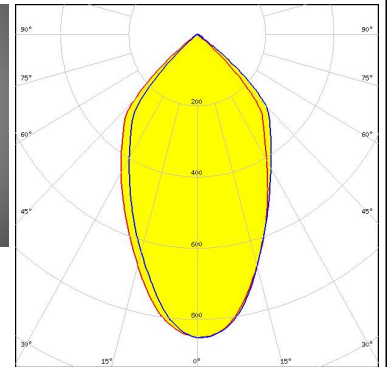
#### XICATO

LED XOB 14.5 mm  
 FWHM / FWTM 57.0° / 100.0°  
 Efficiency 94 %  
 Peak intensity 0.9 cd/lm  
 LEDs/each optic 1  
 Light colour White  
 Required components:  
 BJB: 47.319.2021



#### XICATO

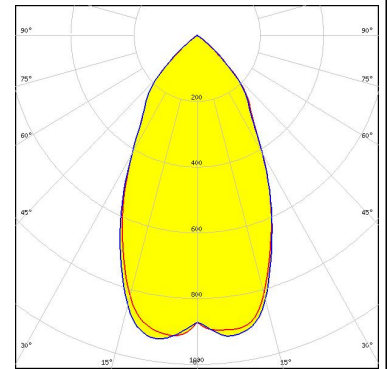
LED XTM - 19mm LES  
 FWHM / FWTM 59.0° / 101.0°  
 Efficiency 92 %  
 Peak intensity 0.9 cd/lm  
 LEDs/each optic 1  
 Light colour White  
 Required components:  
 C15743\_XTM-ADAPTER-50-B



#### PHOTOMETRIC DATA (SIMULATED):

### CITIZEN

LED CLL04x/CLU04x  
 FWHM / FWTM 55.0° / 98.0°  
 Efficiency 90 %  
 Peak intensity 0.9 cd/lm  
 LEDs/each optic 1  
 Light colour White  
 Required components:  
 BJB: 47.319.2030

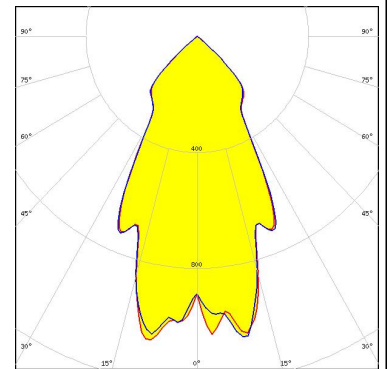


### CITIZEN

LED CLL04x/CLU04x  
 FWHM / FWTM 52.0° / 94.0°  
 Efficiency 95 %  
 Peak intensity 1.1 cd/lm  
 LEDs/each optic 1  
 Light colour White  
 Required components:  
 BJB: 47.319.2030

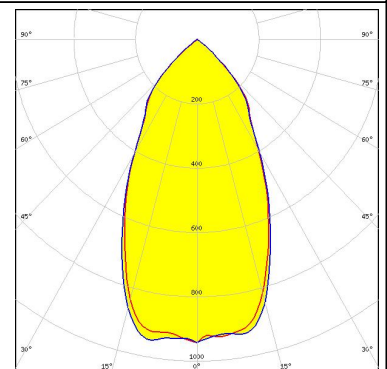
### CITIZEN

LED CLU730/731  
 FWHM / FWTM 52.0° / 98.0°  
 Efficiency 93 %  
 Peak intensity 1.1 cd/lm  
 LEDs/each optic 1  
 Light colour White  
 Required components:  
 BJB: 47.319.2030



### SAMSUNG

LED LC040D / LC060D / LC080D  
 FWHM / FWTM 54.0° / 97.0°  
 Efficiency 90 %  
 Peak intensity 1 cd/lm  
 LEDs/each optic 1  
 Light colour White  
 Required components:  
 BJB: 47.319.2030



### GENERAL INFORMATION:

NOTE: The typical beam angle will be changed by different color, chip size and chip position tolerance. The typical total beam angle is the full angle measured where the luminous intensity is half of the peak value.

Due to use of high power COB's with this product, special attention to proper thermal design is highly recommended. LEDiL has no liability for direct, indirect or consecutive damages arising from the LEDiL products being used outside of the recommended temperature range.

### MATERIALS:

As part of our continuous research and improvement processes, and to ensure the best possible quality and availability of our products, LEDiL reserves the right to change material grades without notice.

### PRODUCT DATA USER AGREEMENT AND DISCLAIMER:

The measured data in the provided downloadable LEDiL Product Datasheets and Mechanical 2D-Drawings is rounded and provided as reference for planning. LEDiL Oy's optical specifications have been verified by conducting performance testing of the products in accordance with the company's quality system. The reported data are averaged results of multiple measurements with typical variation. LEDiL Oy reserves the right to without prior notification make changes and improvements to its products.

LEDiL Oy assumes neither warranty, nor guarantee nor any other liability of any kind for the contents and correctness of the provided data. The provided data has been generated with highest diligence but the provided data may in reality not represent the complete possible variation range of all intrinsic parameters. Therefore, in certain cases a deviation from the provided data could occur.

LEDiL Oy reserves the right to undertake technical changes of its products without further notification which could lead to changes in the provided data. LEDiL Oy assumes no liability of any kind for the possible deviation from any provided data or any other damage resulting from the usage of the provided data.

The user agrees to this disclaimer and user agreement with the download or usage of the provided files.

#### LEDiL Oy

Joensuunkatu 13  
FI-24240 SALO  
Finland

#### LEDiL Inc.

228 West Page Street  
Suite D  
Sycamore IL 60178  
USA

#### Ledil Optics Technology (Shenzhen) Co., Ltd.

# 405 , Block B  
Casic Motor Building  
Shenzhen 518057  
P.R.CHINA

#### Local sales and technical support

[www.ledil.com/  
where\\_to\\_buy](http://www.ledil.com/where_to_buy)

#### Shipping locations

Salo, Finland  
Hong Kong, China

#### Distribution Partners

[www.ledil.com/  
where\\_to\\_buy](http://www.ledil.com/where_to_buy)