

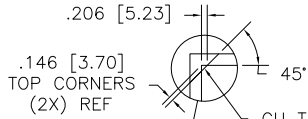
OGA DIAG: 43.38 [1101.9]  
AA DIAG: 42.05 [1068.1]

TOP LEVEL 98 NUMBER	DST KIT PART NUMBER	TYPE	PRODUCT SPEC
98-0003-3323-1	DSTK9016-3421	DUAL	33626, 34017

(DUAL)

DST-TC-3421DC  
98-0003-3325-6  
DUAL MODE CONTROLLER  
COMPONENT SIDE

CORNER TAPE  
CHAMFER DETAIL

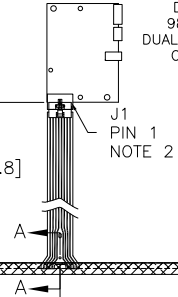


.146 [3.70]  
TOP CORNERS  
(2X) REF

CU TAPE  
CORNER  
COVERAGE

1.10 [27.9]  
TYP 8X

12.00" [304.8]



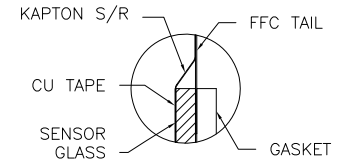
J1  
PIN 1  
NOTE 2

A

A

13.750±0.030 [349.25±0.76]

.41  
[10.32]



SECTION A-A  
SCALE: 8/1

20.788  
[528.00]  
AA

21.600  
[548.64]  
OGA

SENSOR FRONT

19.40 [492.8] 2X  
GASKET  
NOTE 3

CU TAPE  
3 SIDES

.083 [2.11]  
GLASS REF.  
.170 [4.32]  
TOTAL THK.

35.42 [899.8] GASKET 2X  
NOTE 3

1.10 [27.9]  
REF

36.812 [935.01] AA

.41 [10.32]

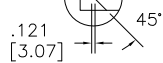
37.624 [955.65] OGA

NOTES:

- WEIGHT OF GLASS IN GRAMS: 2763 ±10%
- 8 PIN AMP CONNECTOR  
LATCH STYLE HOUSING P/N: 487526-7  
TIN CONTACTS P/N: 2-487406-4  
HOUSING ORIENTED WITH LATCH UP
- GASKET ON SENSOR BACKSIDE

.086 [2.17]  
BOTTOM CORNERS  
(2X) REF

.121  
[3.07]



CU TAPE  
CORNER  
COVERAGE

CORNER TAPE  
CHAMFER DETAIL

J1 PINOUT	
1	CH 3
2	CH 2
3	PWR
4	2.5V
5	GRD
6	PWR
7	CH 0
8	CH 1

UNITS	INCHES [MM]
DECIMALS	THIRD FRACTIONS SHOWN
.X	±
.XX	±.03
.XXX	±.015
ANGLES	±1°
THIRD ANGLE PROJECTION	
DO NOT SCALE DRAWING	
SCALE	1 = 1

DATE	3/09	BY	A. Hartofells
DESCRIPTION	AUTOCAD		
SCALE	1 = 1	SHEET	1 OF 1
DOCUMENT NO.	36761-MKT	REV	04

04	REVISE PER CO 030567	6/09	IAH
03	RELEASE PER CO 030217	3/09	IAH
REV	CHANGE NOTICE	DATE	BY

MKT DWG  
DST2270DX 42"-1

DATE	3/09	BY	A. Hartofells
DESCRIPTION	AUTOCAD		
SCALE	1 = 1	SHEET	1 OF 1
DOCUMENT NO.	36761-MKT	REV	04