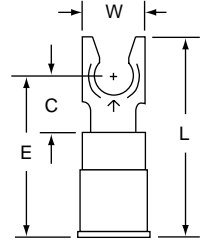




# Scotchlok™ Terminals

MNG18-4FL thru MNG10-10FL

Locking Fork, Nylon Insulated with Insulation Grip



## Data Sheet

Product Number	Wire Range (AWG)	Stud Size	Max Lock Width	W	C	L	E	Thickness	Barrel Length	Barrel I.D.	Maximum Insulation Diameter
MNG18-4FL	22-18	4	0.27	0.25	0.25	0.87	0.69	0.030	0.25	0.070	0.145
MNG18-6FL	22-18	6	0.27	0.25	0.25	0.87	0.69	0.030	0.25	0.070	0.145
MNG18-8FL	22-18	8	0.34	0.30	0.25	0.87	0.69	0.030	0.25	0.070	0.145
MNG18-10FL	22-18	10	0.35	0.32	0.25	0.87	0.69	0.030	0.25	0.070	0.145
MNG14-4FL	16-14	4	0.27	0.25	0.25	0.89	0.71	0.030	0.25	0.090	0.170
MNG14-6FL	16-14	6	0.27	0.24	0.25	0.89	0.71	0.030	0.25	0.090	0.170
MNG14-8FL	16-14	8	0.34	0.30	0.25	0.89	0.71	0.030	0.25	0.090	0.170
MNG14-10FL	16-14	10	0.35	0.32	0.25	0.89	0.71	0.030	0.25	0.090	0.170
MNG14-14FL	16-14	1/4	0.48	0.43	0.40	1.11	0.86	0.030	0.25	0.090	0.170
MNG10-6FL	12-10	6	0.30	0.28	0.28	1.03	0.83	0.040	0.25	0.135	0.250
MNG10-8FL	12-10	8	0.35	0.32	0.28	1.03	0.83	0.040	0.25	0.135	0.250
MNG10-10FL	12-10	10	0.36	0.32	0.28	1.03	0.83	0.040	0.25	0.135	0.250
MNG10-14FL	12-10	1/4	0.48	0.43	0.44	1.24	0.99	0.040	0.25	0.135	0.250



**LISTED** 314R  
 UNDERWRITERS  
 LABORATORIES  
 STANDARD NO. UL 486A  
 3M FILE NO. E23438



CANADIAN STANDARDS  
 ASSOCIATION  
 STANDARD NO. C22.2  
 NO. 0. 65  
 3M FILE NO. LR22190

## Installation Information

### WARNING

Turn power off before installing or removing terminal. All electrical work should be done according to appropriate electrical codes.

UL Listed and CSA Certified for use on stranded copper (AWG) wire only.

Strip away the end 3/8 inch of wire insulation.

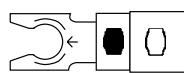
Make the crimp in the proper station of a recommended 3M crimp tool: TH-440, TH-450 (scissor style), or TR-482, TR-490 (ratchet style) hand tools.



## Specifications

Wire Size:  
 Barrel Seam:  
 Max. Voltage Rating:

Max. Operating Temp.:  
 Max. Current:  
 Insulator Material:  
 Terminal Material:  
 Insulation Grip Material:  
 Plating:

See Table Above  
 Butted with Insulation Grip  
 600 V Building Wire  
 1000 V Signs, Fixtures  
 and Luminaires  
 221°F (105°C)  
 Same as Wire  
 Nylon  
 ETP Copper  
 Brass  
 Tin



-  Barrel Crimp (Electrical)
-  Insulation Crimp (Mechanical)

# Engineering Specification

Crimp-type terminals shall, electrically and mechanically, connect to a pre-stripped end of a stranded copper wire: and have a flat tongue portion with a central opening for mounting around a screw or stud.

The terminal line shall offer tongue variations in hole (stud) size (6, 8 10, etc.) and configuration (ring, fork, block fork, flanged block fork, locking fork, etc.): and barrel variations in wire (AWG) size (22-18, 16-14, 12-10, etc.) and construction (non-insulated brazed seam, vinyl insulated butted seam, nylon insulated with insulation grip, etc.). The terminal line shall have regulatory agency coverage (UL Listing, CSA Certification). The terminal tongue shall be marked with the wire range and manufacturer's symbol (↑).

The nylon-insulated, locking fork terminal with insulation grip shall be tin-plated, annealed copper, with the tongue having a specified stud slot (size 4 thru 10) and a butted seam barrel with a tin plated brass, funnel entry insulation grip, covered by a molded nylon sleeve, color coded and sized for a specified (AWG) wire range (22-18, 16-14, 12-10).

Insulated terminals shall be UL Listed and CSA Certified for 600 Volts maximum building wire: 1000 Volts maximum in signs, fixtures and luminaires and have a maximum operating temperature of 221°F (105°C).

3M and Scotchlok are trademarks of 3M

## IMPORTANT NOTICE

Before using this product, you must evaluate it and determine if it is suitable for your intended application. You assume all risks and liability associated with such use.

**Warranty; Limited Remedy; Limited Liability.** This product will be free from defects in material and manufacture as of the date of purchase. **3M MAKES NO OTHER WARRANTIES INCLUDING, BUT NOT LIMITED TO, ANY IMPLIED WARRANTY OF MERCHANTABILITY OR FITNESS FOR A PARTICULAR PURPOSE.** If this product is defective within the warranty period stated above, your exclusive remedy shall be, at 3M's option, to replace or repair the 3M product or refund the purchase price of the 3M product. **Except where prohibited by law, 3M will not be liable for any loss or damage arising from this 3M product, whether direct, indirect, special, incidental or consequential regardless of the legal theory asserted.**

# 3M

## Electrical Products Division

6801 River Place Blvd.  
Austin, TX 78726-9000  
<http://www.3M.com/elpd>

Litho in USA.  
© 3M 2002 78-8126-0495-3-A