



**Features**

- Interchangeable AC plugs (plug kit sold sperately)
- Universal AC input / Full range
- No load power consumption < 0.075W
- **Energy efficiency Level VI**
- Comply with EISA 2007/DoE, EU ErP
- Class II power (without earth pin)
- Protections: Short circuit / Overload / Over voltage
- Pass LPS
- Fully enclosed plastic case
- LED indicator for power on
- Various DC plug quick adapter accessory available  
(Plug kit sold sperately, please refer to : [https://www.meanwell.com/upload/pdf/DC\\_plug.pdf](https://www.meanwell.com/upload/pdf/DC_plug.pdf))
- 2 years warranty

**Applications**

- Consumer electronic devices
- Telecommunication devices
- Office facilities
- Industrial equipments

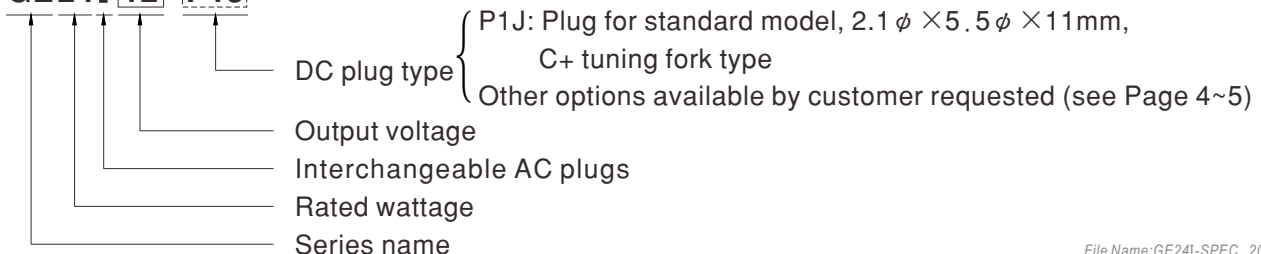
**Description**

GE24I is a highly reliable, 24W wall-mounted style single-output green adaptor series, which is compact and convenient for carry. This product is equipped with an interchangeable AC plug (4 types, including European type, USA type, U.K. type and Australian type) that makes it very suitable for businessmen to use in the major countries around the globe. GE24I is a class II power unit (without FG), accepting the input range from 90VAC to 264VAC that it can satisfy the demands for various types of electrical devices.

With the working efficiency up to 89% and the extremely low no-load power consumption below 0.075W, GE24I is compliant with the latest USA energy regulation EISA 2007/DoE(Level VI) and EU ErP. The supreme feature allows the adaptor to save the energy when it is under either the operating mode or the standby mode. The entire series is approved for international safety regulations; moreover, it adopts the 94V-0 flame retardant plastic case that it can effectively prevent users from electric hazard.

**Model Encoding**

GE24I 12 -P1J



Interchangeable AC plug specifically for GE12/18/24/30/40I

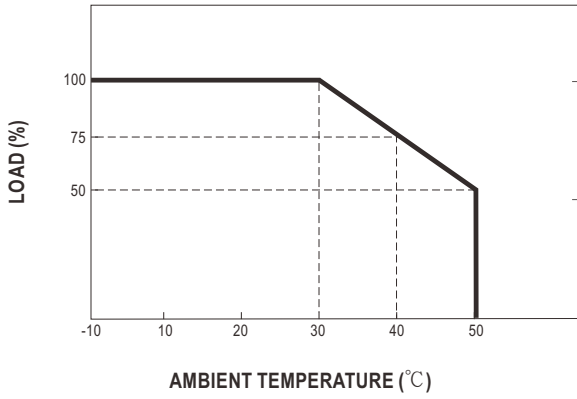
TYPE					
	Australian type	U.K type	European type	US type	Mix four type
ORDER NO.	AC plug-AU	AC plug-UK	AC plug-EU	AC plug-US	AC plug-MIX

SPECIFICATION

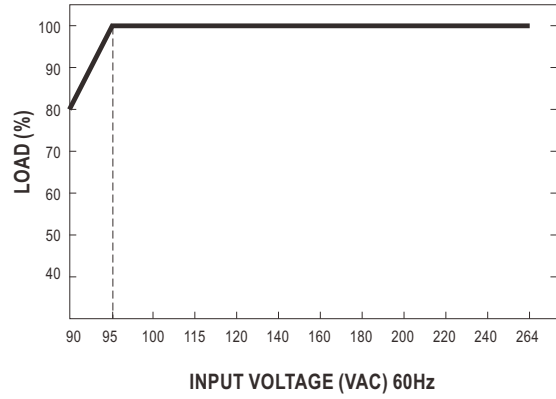
POWER SUPPLY MAIN BODY ORDER NO.	GE24I05-P1J	GE24I07-P1J	GE24I09-P1J	GE24I12-P1J	GE24I15-P1J	GE24I18-P1J	GE24I24-P1J	GE24I48-P1J		
OUTPUT	<b>SAFETY MODEL NO.</b>	GE24I05	GE24I07	GE24I09	GE24I12	GE24I15	GE24I18	GE24I24	GE24I48	
	<b>DC VOLTAGE</b> Note.2	5V	7.5V	9V	12V	15V	18V	24V	48V	
	<b>RATED CURRENT</b>	3.0A	2.0A	2.22A	2.0A	1.6A	1.33A	1.0A	0.5A	
	<b>CURRENT RANGE</b>	0 ~ 3.0A	0 ~ 2.0A	0 ~ 2.22A	0 ~ 2.0A	0 ~ 1.6A	0 ~ 1.33A	0 ~ 1.0A	0 ~ 0.5A	
	<b>RATED POWER (max.)</b>	15W	15W	20W	24W	24W	24W	24W	24W	
	<b>RIPPLE &amp; NOISE (max.)</b> Note.3	50mVp-p	75mVp-p	100mVp-p	120mVp-p	150mVp-p	180mVp-p	240mVp-p	300mVp-p	
	<b>VOLTAGE TOLERANCE</b> Note.4	±5.0%	±5.0%	±5.0%	±3.0%	±3.0%	±3.0%	±3.0%	±3.0%	
	<b>LINE REGULATION</b> Note.5	±1.0%	±1.0%	±1.0%	±1.0%	±1.0%	±1.0%	±1.0%	±1.0%	
	<b>LOAD REGULATION</b> Note.6	±5.0%	±5.0%	±5.0%	±3.0%	±3.0%	±3.0%	±3.0%	±3.0%	
<b>SETUP, RISE, HOLD UP TIME</b>	4000ms, 100ms, 30ms / 230VAC				4000ms, 100ms, 10ms / 115VAC at full load					
INPUT	<b>VOLTAGE RANGE</b> Note.7	90 ~ 264VAC		135 ~ 370VDC						
	<b>FREQUENCY RANGE</b>	47 ~ 63Hz								
	<b>EFFICIENCY (Typ.)</b>	81%	83%	85.5%	86%	86%	87%	87.5%	89%	
	<b>AC CURRENT</b>	0.7A / 100VAC		0.4A / 230VAC						
	<b>INRUSH CURRENT (max.)</b>	COLD START 40A / 100VAC		80A / 230VAC						
PROTECTION	<b>OVERLOAD</b>	110% ~ 200% rated output power Protection type : Hiccup mode, recovers automatically after fault condition is removed								
	<b>OVER VOLTAGE</b>	115% ~ 135% rated output voltage Protection type : Clamp by zener diode								
	<b>LEAKAGE CURRENT (max.)</b>	0.25mA / 240VAC								
ENVIRONMENT	<b>WORKING TEMP.</b>	-10 ~ +50°C (Refer to "Derating Curve")								
	<b>WORKING HUMIDITY</b>	20% ~ 90% RH non-condensing								
	<b>STORAGE TEMP., HUMIDITY</b>	-20 ~ +85°C, 10 ~ 95% RH								
	<b>TEMP. COEFFICIENT</b>	±0.03% / °C (0 ~ 30°C)								
	<b>VIBRATION</b>	10 ~ 500Hz, 2G 10min./1cycle, period for 60min. each along X, Y, Z axes								
SAFETY & EMC (Note. 8)	<b>SAFETY STANDARDS</b>	UL62368-1, CSA C22.2 NO. 62368-1, TUV BS EN/EN62368-1, AS/NZS 60950.1, CCC GB4943, EAC TP TC 004 approved								
	<b>WITHSTAND VOLTAGE</b>	I/P-O/P:4242VDC								
	<b>ISOLATION RESISTANCE</b>	I/P-O/P:100M Ohms / 500VDC / 25°C / 70% RH								
	<b>EMC EMISSION</b>	<b>Parameter</b>	<b>Standard</b>					<b>Test Level / Note</b>		
		Conducted emission	BS EN/EN55032(CISPR32)					Class B		
	Radiated emission	BS EN/EN55032(CISPR32)					Class B			
	<b>EMC IMMUNITY</b>	<b>Parameter</b>	<b>Standard</b>					<b>Test Level / Note</b>		
		ESD	BS EN/EN61000-4-2					Level 3, 8KV air; Level 2, 4KV contact		
		RF field susceptibility	BS EN/EN61000-4-3					Level 2, 3V/m		
		EFT bursts	BS EN/EN61000-4-4					Level 2, 1KV		
Surge susceptibility		BS EN/EN61000-4-5					Level 3, 1KV/L-N			
Conducted susceptibility		BS EN/EN61000-4-6					Level 2, 3V			
Magnetic field immunity		BS EN/EN61000-4-8					Level 1, 1A/m			
Voltage dips , interruption	BS EN/EN61000-4-11					>95% dip 0. 5 periods, 30% dip 25 periods, >95% interruptions 250 periods				
OTHERS	<b>LIFE</b>	2 years : 100% load 30°C, 8 hours / day								
	<b>MTBF</b>	100Khrs min. MIL-HDBK-217F (25°C)								
	<b>DIMENSION</b>	81*43*40.5mm (L*W*H)								
	<b>PACKING</b>	134g ; 50pcs / 8.4kg / CARTON								
DC OUTPUT CONNECTOR	<b>PLUG</b>	See page 4~5 ; Other type available by customer requested								
	<b>CABLE</b>	See page 4~5 ; Other type available by customer requested								

NOTE	1.All parameters are specified at 230VAC input, rated load, 25°C 70% RH ambient.
	2.DC voltage: The output voltage set at point measure by plug terminal & 50% load.
	3.Ripple & noise are measured at 20MHz by using a 12" twisted pair terminated with a 0.1uf & 47uf capacitor.
	4.Tolerance: includes set up tolerance, line regulation, load regulation.
	5.Line regulation is measured from low line to high line at rated load.
	6.Load regulation is measured from 10% to 100% rated load
	7.Derating may be needed under low input voltage. Please check the derating curve for more details.
	8.The power supply is considered as an independent unit, but the final equipment still need to re-confirm that the whole system complies with the EMC directives. For guidance on how to perform these EMC tests, please refer to "EMI testing of component power supplies." (as available on <a href="http://www.meanwell.com">http://www.meanwell.com</a> )
	9.Main body unit and AC inlet plug should be ordered separately ; it needs to be used along with any of the AC inlet plug.
※ Product Liability Disclaimer : For detailed information, please refer to <a href="https://www.meanwell.com/serviceDisclaimer.aspx">https://www.meanwell.com/serviceDisclaimer.aspx</a>	

Derating Curve

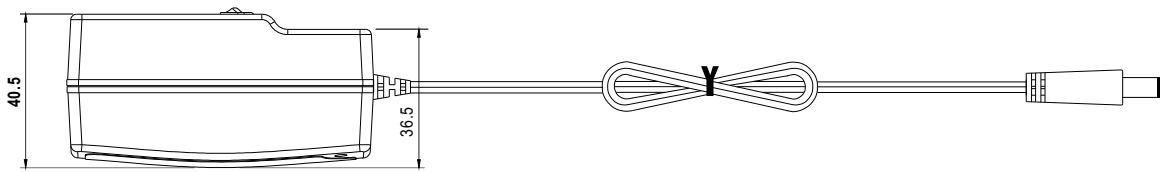


Static Characteristics

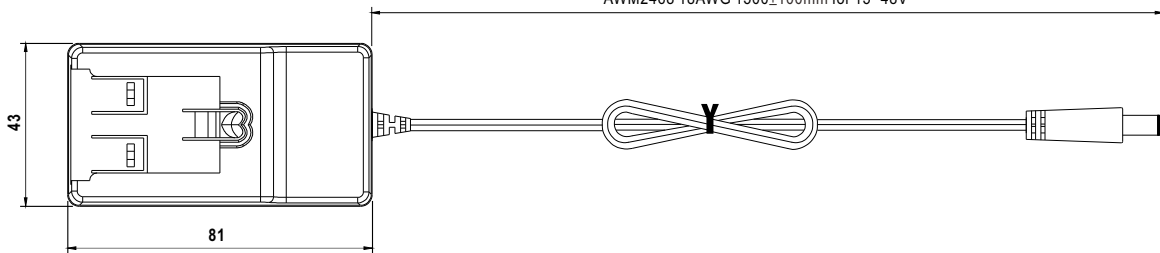


Mechanical Specification

Unit:mm



AWM2468 16AWG 1000±50mm for 5-12V  
AWM2468 18AWG 1500±100mm for 15-48V



■ DC output plug

◎ Standard plug: P1J

Unit:mm

P1J	Pin Assignment
	Outside   Inside

◎ DC plug changeable through:

- (1) Customization of the standard part with an optional DC plug according to the table (MOQ applicable)
- (2) Quick adapter accessory (sold separately without MOQ)

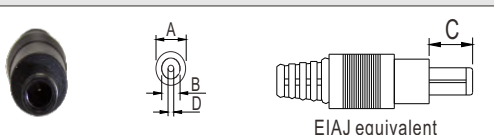
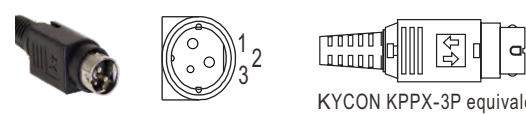
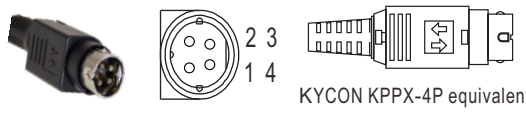
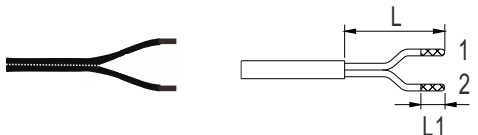
Please refer to below table and online selection guide : [https://www.meanwell.com/upload/pdf/DC\\_plug.pdf](https://www.meanwell.com/upload/pdf/DC_plug.pdf)

Example quick adapter accessory:



◎ Optional DC plug: (Available in customized cable or quick adapter)

Tuning Fork Style		Type No.	A	B	C	Quick Adapter Accessory
			OD	ID	L	
	 (Straight)	P1I	5.5	2.1	9.5	Available (Current rating: 7.5A max.)
		P1L	5.5	2.5	9.5	
		P1M	5.5	2.5	11.0	
		P1IR	5.5	2.1	9.5	
		P1JR	5.5	2.1	11.0	
		P1LR	5.5	2.5	9.5	
	(Right-angled)	P1MR	5.5	2.5	11.0	
Barrel Style		Type No.	A	B	C	
			OD	ID	L	
	 (Straight)	P2I	5.5	2.1	9.5	None
		P2J	5.5	2.1	11.0	
		P2L	5.5	2.5	9.5	
		P2M	5.5	2.5	11.0	
		P2IR	5.5	2.1	9.5	
		P2JR	5.5	2.1	11.0	
		P2LR	5.5	2.5	9.5	
		P2MR	5.5	2.5	11.0	
	(Right-angled)					
Lock Style		Type No.	A	B	C	
			OD	ID	L	
 SWITCHCRAFT original or equivalent	 Floating Locking	P2S(S761K)	5.53	2.03	12.06	None
		P2K(761K)	5.53	2.54	12.06	
		P2C(S760K)	5.53	2.03	9.52	
		P2D(760K)	5.53	2.54	9.52	
Min. Pin Style		Type No.	A	B	C	
			OD	ID	L	
 EIAJ equivalent		P3A	2.35	0.7	11.0	Available (Current rating: 5A max.)
		P3B	4.0	1.7	11.0	
		P3C	4.75	1.7	11.0	

Center Pin Style	Type No.	A	B	C	D	Quick Adapter Accessory
		OD	ID	L	Center Pin	
 <p>EIAJ equivalent</p>	P4A	5.5	3.4	11.0	1.0	Available (Current rating: 7.5A max.)
	P4B	6.5	4.4	11.0	1.4	
	P4C	7.4	5.1	11.0	0.6	
Min. DIN 3 Pin with Lock (male)	Type No.	Pin Assignment				Available (Current rating: 7.5A max.)
 <p>KYCON KPPX-3P equivalent</p>	R6B	PIN No.	Output			
		1	+Vo			
		2	-Vo			
3	+Vo					
Min. DIN 4 Pin with Lock (male)	Type No.	Pin Assignment				Available (Current rating: 7.5A max.)
 <p>KYCON KPPX-4P equivalent</p>	R7B	PIN No.	Output			
		1	+Vo			
		2	-Vo			
		3	-Vo			
4	+Vo					
Stripped and tinned leads	Type No.	Pin Assignment				None
 <p>Length of Land L1 by request (MW's standard length, L: <u>25</u> mm, L1: <u>10</u> mm)</p>	by customer	PIN No.	Output			
		1 (Ribbed)	+Vo			
2 (Letter)	-Vo					

**Installation Manual**

Please refer to : <http://www.meanwell.com/manual.html>