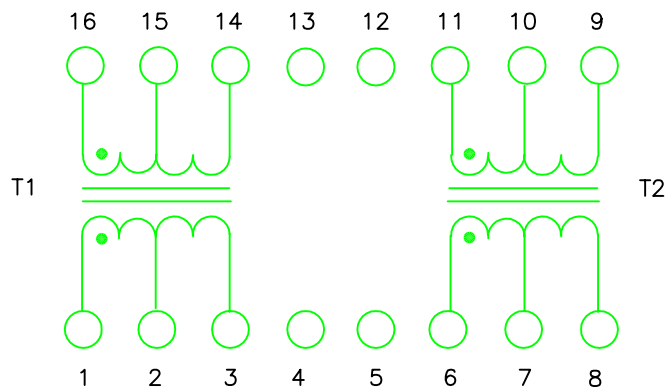



E2457NL

NOTICE: THE INFORMATION AND DESIGN CONTAINED HEREIN IS THE PROPERTY OF PULSE WHO RESERVES ALL RIGHTS THERETO.

FINAL OUTLINE NOTES:  
CHECK DIMENSIONS PER PACKAGE SPECIFICATION ITEM 10.



SCHEMATIC

Electrical @ 25°C

PARAMETER	SPECIFICATIONS
URNS RATIO	(1-3) : (14-16) = 1CT:1CT ±1% (6-8) : (9-11) = 1CT:1.414CT ±5%
CAPACITANCE WINDING TO WINDING	12 pF MAX ( AT 100 KHz 20 mVRMS)
DC RESISTANCE	0.3 OHMS MAX
LEAKAGE INDUCTANCE	0.2 uH MAX
INPUT - OUTPUT ISOLATION	1500 VRMS MIN @ 60 SECONDS

UNLESS OTHERWISE SPECIFIED, ALL DIMENSIONS ARE IN INCHES TOLERANCES ARE:

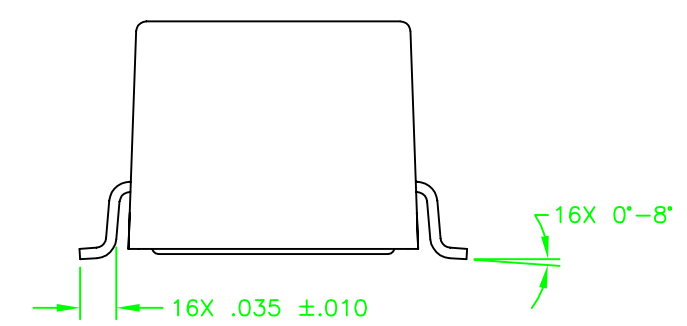
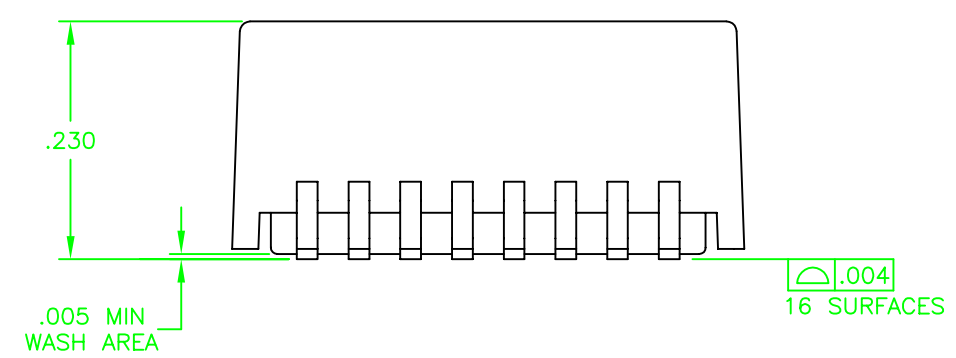
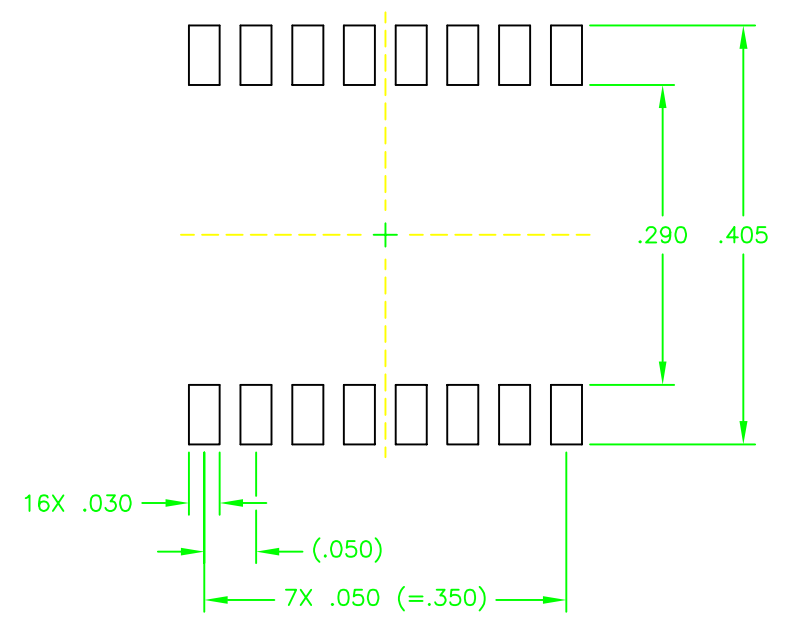
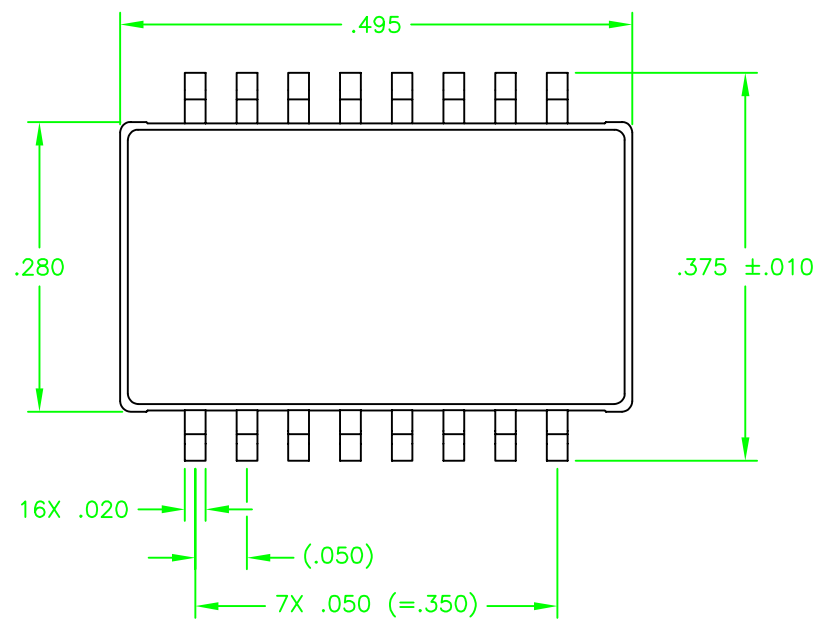
DECIMALS .XX ±.01  
.XXX ±.005  
ANGLES ± 1°

DO NOT SCALE DRAWING

SIZE	CAGE CODE	DWG. NO.	REV.
B01961		E2457NL	P1
SCALE	CADD FILE	SHEET	1 OF 2
NONE	E2457NL-1		

E2457NL  
 NOTICE: THE INFORMATION AND DESIGN CONTAINED HEREIN IS THE PROPERTY OF PULSE WHO RESERVES ALL RIGHTS THERETO.

4 3 2 1



UNLESS OTHERWISE SPECIFIED, ALL DIMENSIONS ARE IN INCHES. TOLERANCES ARE:		SIZE	GAGE CODE	DWG. NO.	REV.
.XX	±.01	± 1°	<b>B01961</b>	E2457NL	P1
.XXX	±.005		SCALE NONE	CADD FILE E2457NL-2	SHEET 2 OF 2
DO NOT SCALE DRAWING					

D  
C  
B  
A

D  
C  
B  
A

4 3 2 1

120CT2004