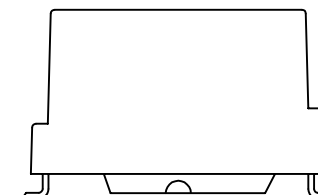
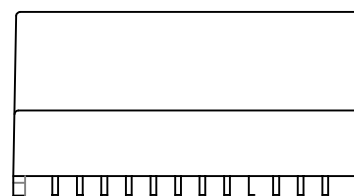



NOTES:

1. ROHS COMPLIANT
2. HEADER: DAP (DIALLYL PHTHALATE) WITH FLAMMABILITY RATING UL 94V-0 OR BETTER.
3. STORAGE TEMPERATURE: -50°C TO +125°C
4. COMPLIANCE TO J-STD:
  - A. J-STD-002: SOLDERABILITY AT 245°C REFLOW PROFILE
  - B. J-STD-020: LEVEL 1, NO MOISTURE SENSITIVE
  - C. J-STD-075: R7, 245°C MAXIMUM THROUGH REFLOW SOLDER
5. TO ORDER TAPE & REEL PACKAGING ADD A "T" SUFFIX TO THE PART NUMBER(i.e HX5224CNL BECOMES HX5224CNLT).

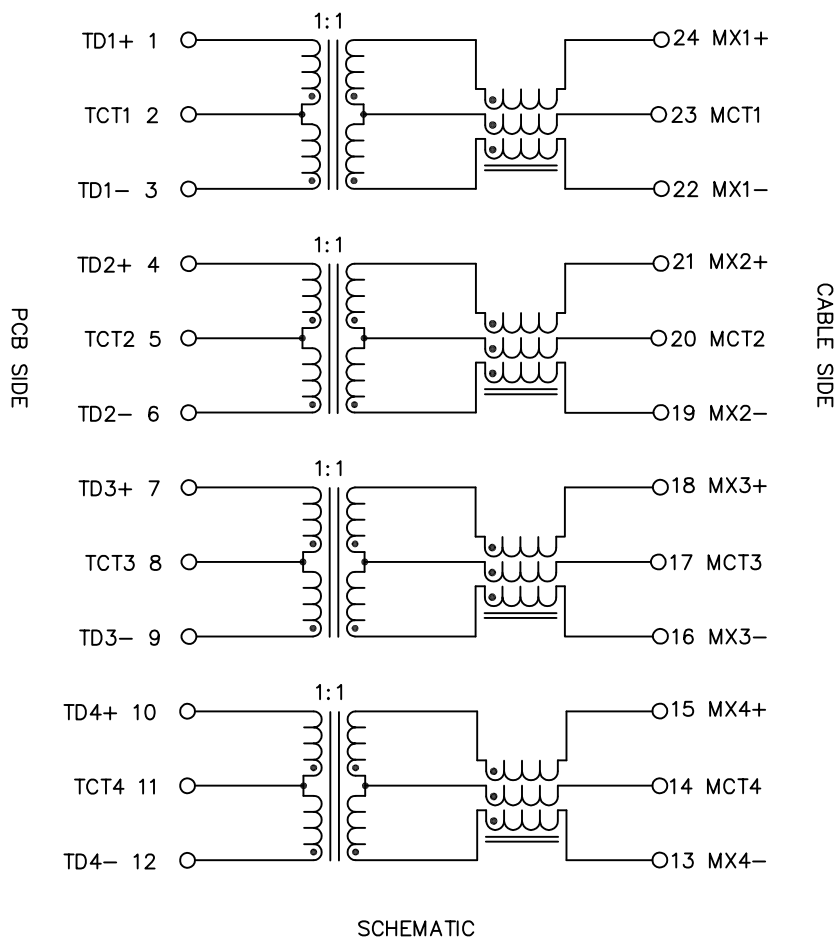


FINAL OUTLINE

© Copyright, 2016. Pulse Electronics Corp. All rights reserved. Pulse confidential & proprietary. (06/12/16)

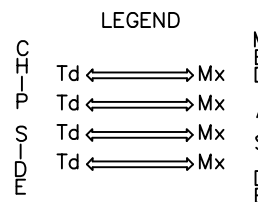
PRODUCT DESCRIPTION	TLA DRAWING	PS DRAWING	SHEET	PART NO.	DATASHEET REV.
MDL,SIN,1GD,1:1,SM,TU	HX5224CNL-10	PS-2820.001-A	1 OF 3	HX5224CNL	A

ELECTRICAL CHARACTERISTICS AT +25°C UNLESS OTHER SPECIFIED  
MEETS IEEE 802.3 SPECIFICATION



PARAMETER	SPECIFICATIONS				
OPERATING TEMP	-40°C TO +85°C				
TURNS RATIO	1.00 ± 2%				
POLARITY	PER SCHEMATIC				
INSERTION LOSS	1-30 MHz	60 MHz		100 MHz	
	-0.5 dB MAX	-1.0 dB MAX		-2.1 dB MAX	
RETURN LOSS, (Z OUT = 100 OHM)	1-30 MHz	40 MHz	50 MHz	60-80 MHz	100 MHz
	-18 dB MIN	-16 dB MIN	-14 dB MIN	-10 dB MIN	-8 dB MIN
INDUCTANCE (OCL) (MEDIA SIDE, -40°C~85°C)	350 uH MIN (MEASURED AT 100 KHz, 100 mVRMS AND WITH 8 mA DC BIAS)				
CROSSTALK, ADJACENT CHANNELS	1 MHz		10-100 MHz		
	-50 dB MIN		-55+22*LOG <sub>10</sub> (f/10) dB MIN		
DIFFERENTIAL TO COMMON MODE REJECTION	0.1 MHz		30-200 MHz		
	-50 dB MIN		-43+22*LOG <sub>10</sub> (f/30) dB MIN		
INPUT - OUTPUT ISOLATION	4000 VRMS MIN @ 60 SECONDS				

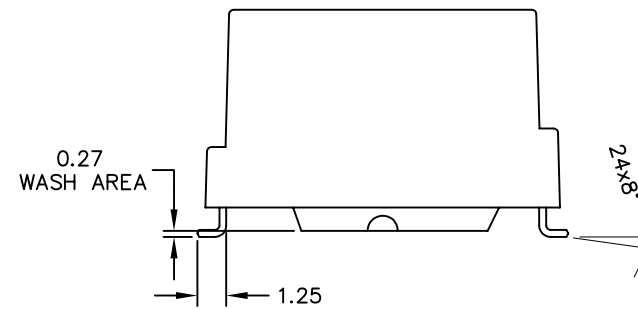
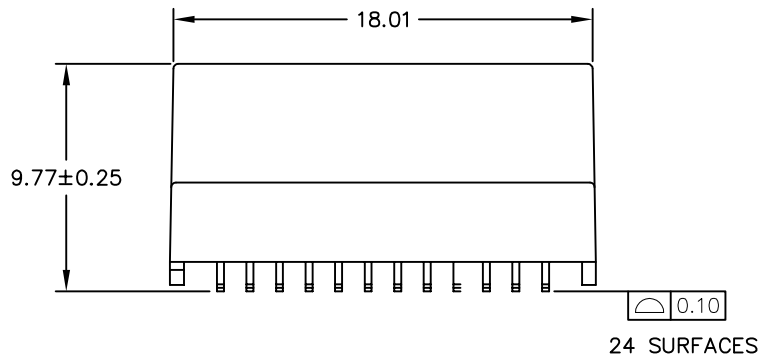
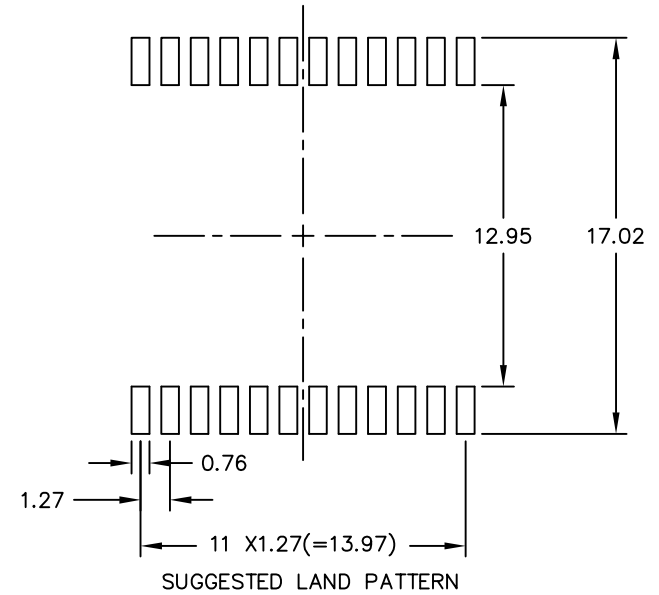
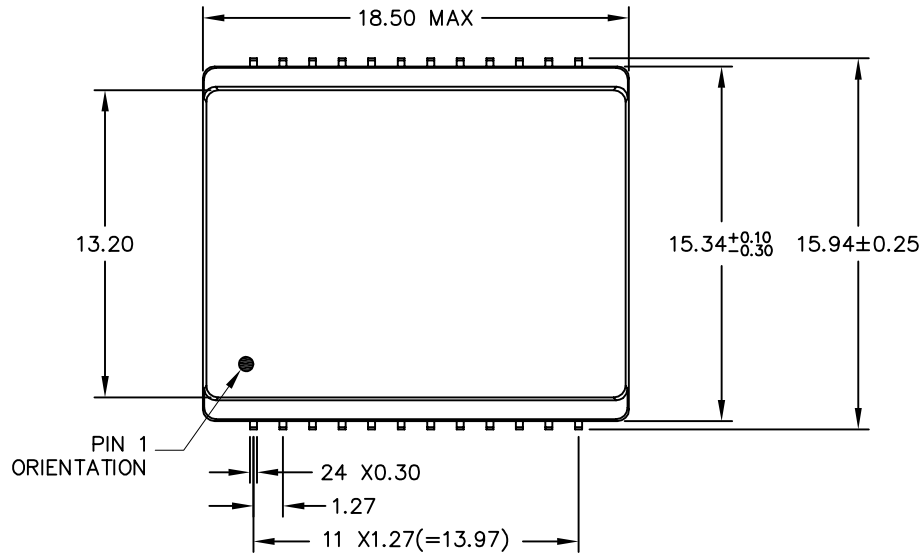
NOTE: f IS FREQUENCY IN MHZ.



ALL CHANNELS ARE IN PHASE BETWEEN INPUT AND OUTPUT

© Copyright, 2016. Pulse Electronics Corp. All rights reserved. Pulse confidential & proprietary. (06/12/16)

PRODUCT DESCRIPTION	TLA DRAWING	PS DRAWING	SHEET	PART NO.	DATASHEET REV.
MDL,SIN,1GD,1:1,SM,TU	HX5224CNL-10	PS-2820.001-A	2 OF 3	HX5224CNL	A



DIMENSIONS ARE IN MM WITH THE FOLLOWING TOLERANCES:  
 .X=  $\pm$ 0.25  
 .XX=  $\pm$ 0.15

© Copyright, 2016. Pulse Electronics Corp. All rights reserved. Pulse confidential & proprietary. (06/12/16)

PRODUCT DESCRIPTION	TLA DRAWING	PS DRAWING	SHEET	PART NO.	DATASHEET REV.
MDL,SIN,1GD,1:1,SM,TU	HX5224CNL-10	PS-2820.001-A	3 OF 3	HX5224CNL	A