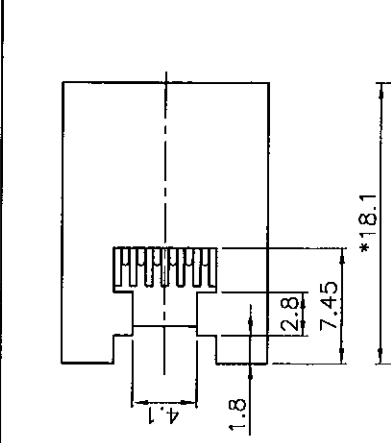
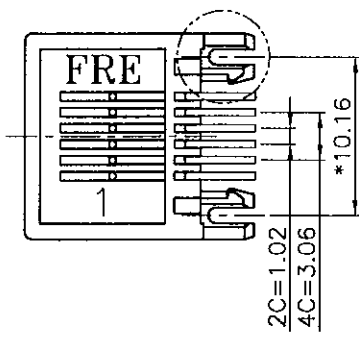
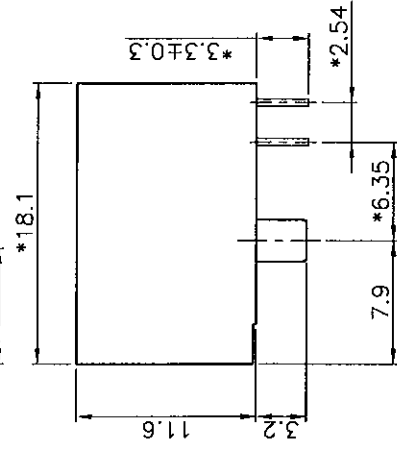
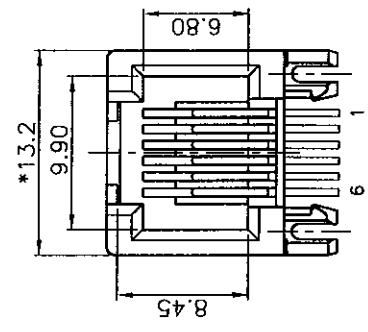


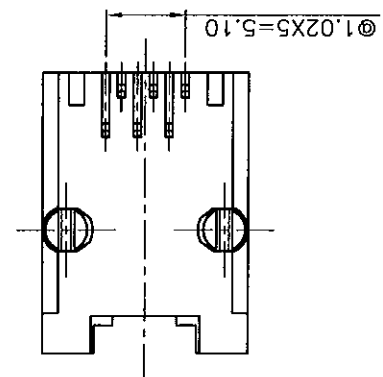
REVISION RECORD				
REV	ECO	DESCRIPTION	DRFT	CHKD
△		ADD P/N	10/17/05*	
△		ADD P/N	1/21/05*	
△		ADD P/N	7/19/06	
△		ADD P/N	10/26/08	



PC Board Layout t=1.60mm
Component Side Shown



- NOTES:**
- ELECTRICAL:**
- VOLTAGE RATING : 150 VAC RMS.
 - CURRENT RATING : 1.5 AMP.
 - CONTACT RESISTANCE : 30 MILLIOHMS MAX.
 - INSULATION RESISTANCE : 1000 MEGOHMS MIN @ 500 VDC.
 - DIELECTRIC STRENGTH : 1000 VAC RMS 60Hz, 1MIN.
- MECHANICAL:**
- HOUSING MATERIAL : FR50&PBT+30% G.F UL94V-0.
 - CONTACT MATERIAL : PHOSPHOR BRONZE Ø0.46mm.
 - PLATING : GOLD PLATING OVER NICKEL.
 - OPERATING LIFE : 750 CYCLES MIN.
 - PCB RETENTION PRE-SOLDER : 1 LB MIN.
 - PCB RETENTION POST-SOLDER : 10 LBS MIN.
- ENVIRONMENTAL:**
- STORAGE : -40°C TO +85°C.
 - OPERATION : -40°C TO +85°C.
 - WAVE SOLDERING TEMPERATURE: 230~250°C (5~10 SECONDS)
- MATES WITH MODULAR PLUG CONFORMING TO FCC PART 68, SUBPART F.
CUL FILE NO. E163191
ROHS PART NUMBER: E536X-300XX-L



DIM (INCH)		DATE		DATE		DATE	
MIN	MAX	CHD	CRD	APPR	CHKD	DATE	DATE
TOLERANCES EXCEPT AS NOTED							
MM							
.0 ±0.2	±						
.00 ±0.15	±						
.000 ±0.075	±						
ANGLES ± 0.5							
THIRD ANGLE PROJECTION							

DFTO C/O DATE 04/12/05
CHD DATE 02/22/05
CRD DATE 02/22/05
APPR DATE 05/16/06

MATERIAL :
QTY :
FINISH :
SCALE : 3 : 1

DETAILED LISTS

FULL RISE ELECTRONIC CO., LTD

TITLE
11.5mm SIDE PCB JACK 6P

DRAWING NO. GE53022-LC
REV SIZE REV
/PART NO. SEE NOTE A3 4

DO NOT SCALE DRAWING SHEET 1 OF 1

MATERIAL OF HSG :
0G-PBT BK.
4G-FR50 BK
A AG-PBT+30% G.F. WHITE (PBT NATURAL COLOR)
B AG-PBT+30% G.F. PANTON RED 186C
C AG-PBT+30% G.F. PANTON GREEN 7479C
D EH-PBT+30% G.F. PANTON YELLOW 114C

1- 3u" 2- 6u" 3-15u"
2- 2C
4- 30u" 5-50u"
6- 6C