

NOTES:

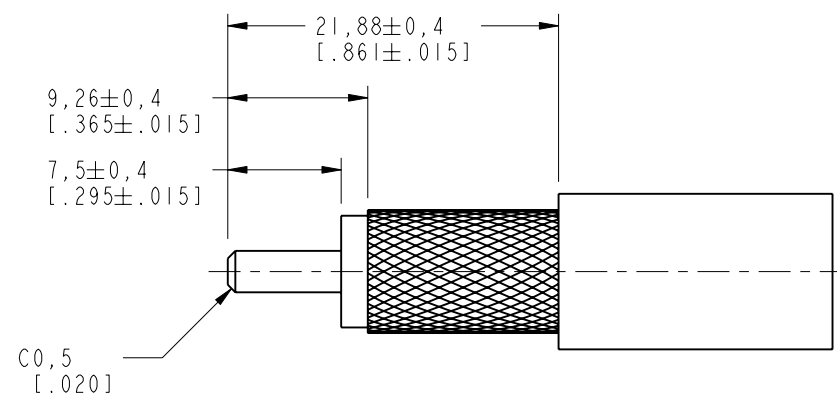
1. MATERIALS AND FINISHES:
 BODY & INNER BODY - BRASS, WHITE BRONZE PLATING
 CONTACT - BeCu, GOLD PLATING
 INSULATOR & INSULATOR DISC - PTFE, NATURAL
 FERRULE - COPPER, WHITE BRONZE PLATING
 HEAT SHRINK TUBE - CROSSLINKED POLYOLEFIN, BLACK
2. ELECTRICAL:
 A. IMPEDANCE: 50 OHM
 B. FREQUENCY RANGE: DC - 6 GHz
 C. DIELECTRIC WITHSTANDING VOLTAGE: 1000 VRMS, MIN.
3. MECHANICAL:
 A. DURABILITY: 500 CYCLES MIN.
 B. TEMPERATURE RANGE: -55°C TO +85°C
4. PACKAGING:
 A. QUANTITY: SINGLE PACK
 B. MARKING: BAG TO BE MARKED
 "AMPHENOL RF, 82-6644, AND DATE CODE"
5. RECOMMENDED CABLE ASSEMBLY INSTRUCTIONS:
 A. TRIM CABLE AS SHOWN.
 B. SLIDE HEAT SHRINK TUBE, FERRULE AND INSULATOR DISC ONTO CABLE.
 C. SOLDER CABLE CENTER CONDUCTOR TO CONTACT.
 D. INSERT CABLE WITH FOIL ENTERING CONNECTOR AND BRAID OVER KNURL.
 E. CRIMP FERRULE OVER BRAID WITH .429" HEX DIE
 F. APPLY HEAT SHRINK TUBE OVER FERRULE.

6 SHOWS CABLE ENTRY DIMENSIONS.

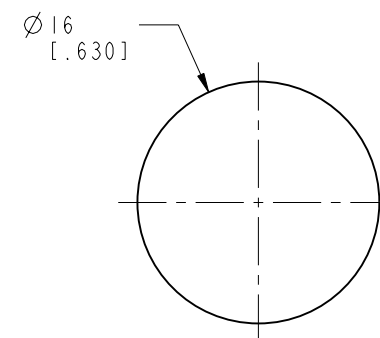
THIRD ANGLE PROJ.

REVISIONS

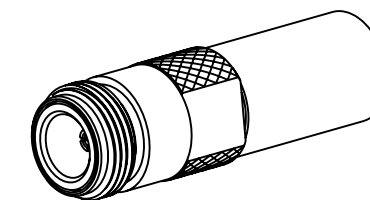
| REV | DESCRIPTION | DATE | ECO | APPR |
|-----|-----------------|-----------|-------|------|
| A | RELEASE TO MFG. | 16-Jun-17 | 04004 | BMG |



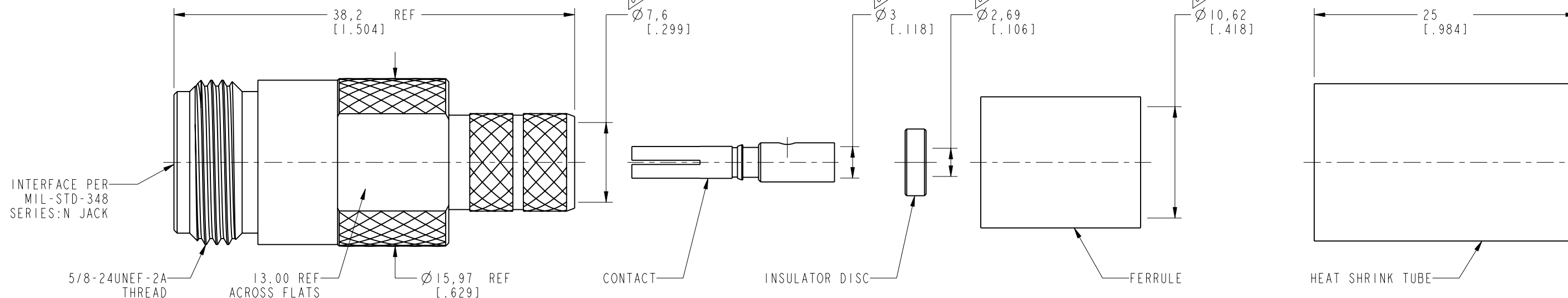
RECOMMENDED CABLE STRIPPING



MIN PASS THRU DIAMETER



SCALE 1.000



CUSTOMER OUTLINE DRAWING

ALL OTHER SHEETS ARE FOR INTERNAL USE ONLY

| | | | | | |
|---|------------------------------|-----------|-----------|--|-----------------------------------|
| UNLESS OTHERWISE SPECIFIED, DIMENSIONS ARE IN METRIC AND TOLERANCES ARE: <0.5mm ±0.05mm 0.5 - 6mm ±0.1mm 6 - 30mm ±0.2mm 30 - 120mm ±0.3mm ANGLES ±1° | MATERIAL | DRAWN | DATE | TITLE N STR JACK FOR LMR-400 CABLE | Amphenol RF www.amphenolrf.com |
| | SEE NOTES | STAR | 16-Jun-17 | | |
| NOTICE - These drawings, specifications, or other data (1) are, and remain the property of Amphenol corp. (2) must be returned upon request; and (3) are confidential and not to be disclosed to any person other than those to whom they are given by Amphenol Corp. the furnishing of these drawings, specifications, or other data by Amphenol Corp., or to any other person to anyone for any purpose is not to be regarded by implication or otherwise in any manner licensing, granting rights to permitting such holder or any other person to manufacture, use or sell any product, process or design, patented or otherwise, that may in any way be related to or disclosed by said drawings, specifications, or other data. | REFERENCE | ENGINEER | DATE | SCALE: 2.5:1.0 SHEET 2 OF 2 | DRAWING NO. 82-6644 |
| | EAR # 7407 | SUNDE | 16-Jun-17 | | ITEM NO. 82-6644 |
| | CONFIGURATION LEVEL: In Work | APPROVED | DATE | REV | PART NO. 82-6644 |
| FINISH | S. HSIEH | 16-Jun-17 | A | | |
| | | CAD FILE | | DWG SIZE B | |