CIRCUIT SIZE	DIM. "A"	DIM. "B"
2	.21 (5.4)	—
4	.38 (9.6)	.17 (4.2)
6	.54 (13.8)	.33 (8.4)
8	.71 (18.0)	.50 (12.6)
10	.87 (22.2)	.66 (16.8)
12	1.04 (26.4)	.83 (21.0)
14	1.20 (30.6)	.99 (25.2)
16	1.37 (34.8)	1.16 (29.4)
18	1.54 (39.0)	1.32 (33.6)
20	1.70 (43.2)	1.49 (37.8)
22	1.87 (47.4)	1.65 (42.0)
24	2.03 (51.6)	1.82 (46.2)

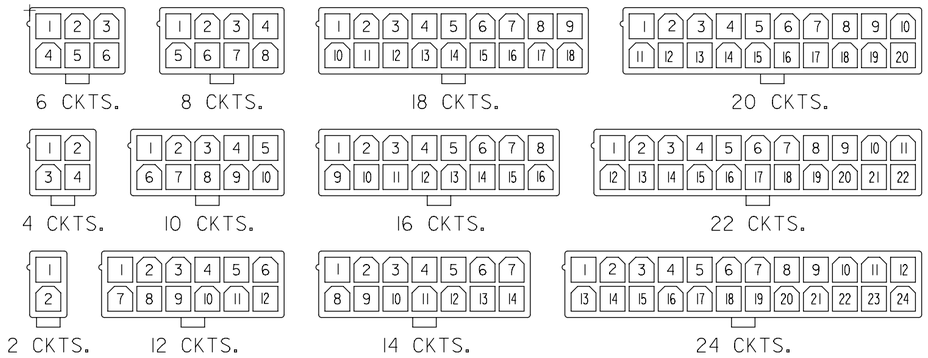

CIRCUIT SIZE LAYOUT

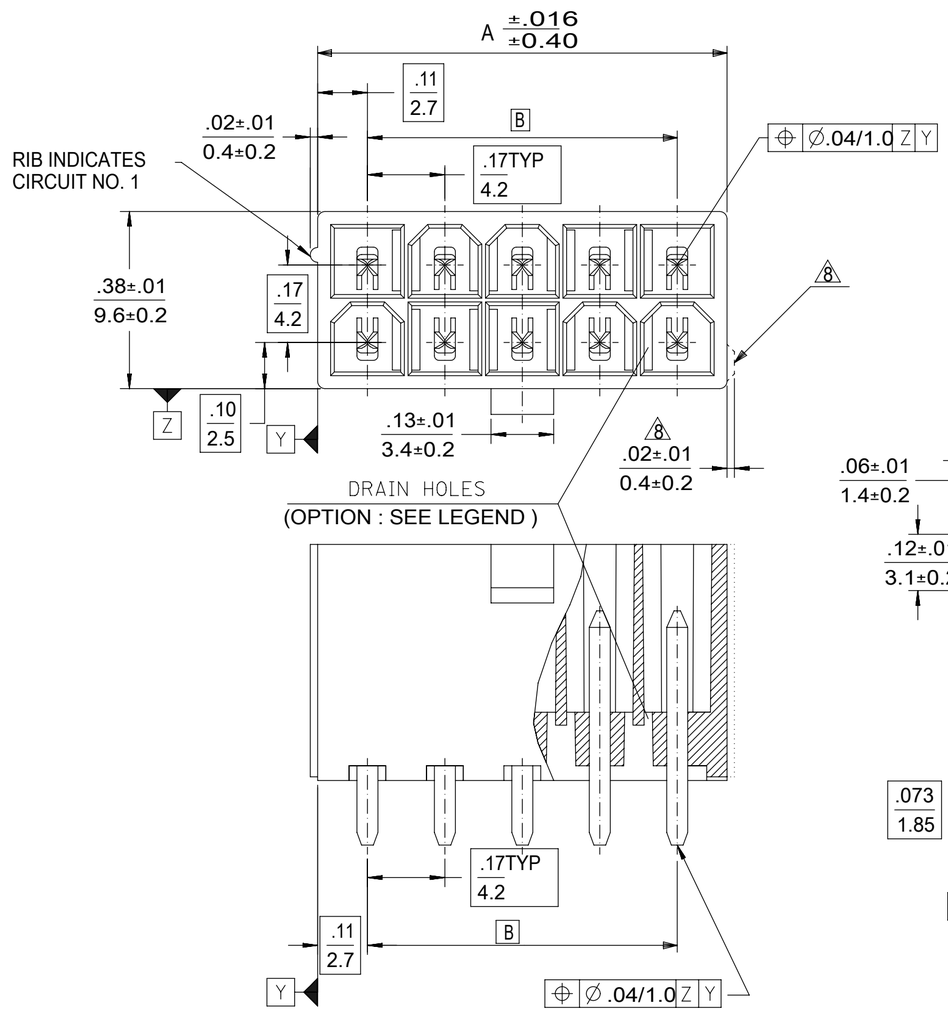

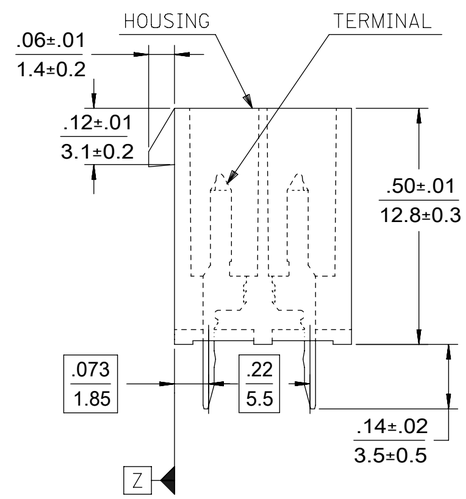

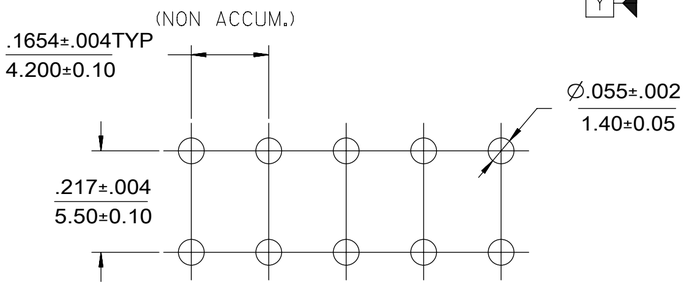

RECOMMENDED HOLE LAYOUT FOR
.070/(1.78) MAX. THICK P.C. BOARD
VIEWED FROM COMPONENT SIDE

NOTES:
1. MATERIALS:
   HOUSING:
   'BLANK'=NYLON 6/6, UL94V-2, COLOR: NATURAL
   "210" =NYLON 6/6, UL94V-0, COLOR: NATURAL
   "400"=NYLON 6/6, UL94V-0, COLOR: BLACK
   TERMINALS:
   "BLANK" = BRASS
   "PB" = PHOSPHER BRONZE
2. TERMINAL PLATING:
   "BLANK" = REFLOWED MATTE TIN .000035/(0.00090) MIN. OVER COPPER .000020/(0.00050) MIN. (BRASS) (PREPLATE) OR REFLOWED MATTE TIN .000035/(0.00090) MIN. (PHOSHOR BRONZE) (PREPLATE) (FINISH IS BRIGHT IN APPEARANCE, THICKNESS AS APPLIED PRIOR TO REFLOW)
   "S"=.000100/(0.00254) MIN. BRIGHT TIN OVER .000050/(0.00127) MIN NICKEL
   "MS"=.000100/(0.00254) MIN. MATTE TIN OVER .000050/(0.00127) MIN NICKEL
   "GS2"=.000015/(0.00038) MIN. SELECT GOLD AND .000100/(0.00254) MIN. SELECT MATTE TIN OVER .000050/(0.00127) MIN. NICKEL OVERALL
   "GS"=.000030/(0.00076) MIN. SELECT GOLD AND .000100/(0.00254) MIN. SELECT MATTE TIN OVER .000050/(0.00127) MIN. NICKEL OVERALL
3. PRODUCT SPECIFICATION: PS-5556-001
4. PACKAGING: "BLANK"= BULK PACKED, "TA"=TRAY PACK PER PK-5566-001, "TR"=TRAY PACK PER PK-5566
5. PART MATES WITH MINI-FIT JR. RECEPTACLE NO. 5557.
6. PART IS NOT DESIGNED FOR CURRENT SHARING.
7. PARTS ARE NOT DESIGNED TO BE MATED OR UN-MATED WHILE CIRCUITS ARE LIVE.
8. ANTI-SHINGLING RIB MAY OR MAY NOT APPEAR ON HOUSINGS.
9. PART CONFORMS TO CLASS "B" REQUIREMENTS OF COSMETIC SPECIFICATION PS-45499-002.
10. TEXT ON PART IS FOR REFERENCE ONLY. TEXT AND TEXT LOCATION MAY VARY DEPENDING ON PART NUMBER AND/OR TOOL.

LEGEND

5566 - N * * * - * - *

BASE NUMBER
CIRCUIT SIZE
ASS'Y TYPE
A : WITHOUT DRAIN HOLES
B : WITHOUT DRAIN HOLES
TERMINAL MATERIAL
SEE NOTE 1
TERMINAL PLATING
SEE NOTE 2
HOUSING MATERIAL
SEE NOTE 1
COLOR OR PACKAGING

BL : BLACK RE : RED GR : GRAY
BU : BLUE YE : YELLOW GRE : GREEN
V : VIOLET OR : ORANGE
TA : TRAY PACKAGING SEE NOTE 4
TR : TRAY PACKAGING SEE NOTE 4

THIS DRAWING CONTAINS INFORMATION THAT IS PROPRIETARY TO MOLEX ELECTRONIC TECHNOLOGIES, LLC AND SHOULD NOT BE USED WITHOUT WRITTEN PERMISSION

DIMENSION UNITS	SCALE
IN/MM	4:1

GENERAL TOLERANCES (UNLESS SPECIFIED)

	MM	INCH
4 PLACES	±	±
3 PLACES	±	± 0.005
2 PLACES	± 0.13	± 0.01
1 PLACE	± 0.25	±
0 PLACES	±	±
ANGULAR TOL	± 0.5 °	

DRAFT WHERE APPLICABLE MUST REMAIN WITHIN DIMENSIONS

CURRENT REV DESC:

EC NO: 681570
DRWN: HPAN18 2021/10/07
CHK'D: XQZHANG 2021/10/18
APPR: XQZHANG 2021/10/18

INITIAL REVISION:
DRWN: H.HIRAMOTO 1989/04/03
APPR: FSMITH 2012/05/04

molex

MINI FIT JR VERTICAL
HEADER ASSEMBLIES WITHOUT PEGS

PRODUCT CUSTOMER DRAWING

DOCUMENT NUMBER	DOC TYPE	DOC PART	REVISION
SD-5566-002	PSD	000	M4

THIRD ANGLE PROJECTION	DRAWING	SERIES	MATERIAL NUMBER	CUSTOMER	SHEET NUMBER
	C-SIZE	5566	SEE TABLE	GENERAL MARKET	1 OF 5

DOCUMENT STATUS	P1	RELEASE DATE	2021/10/18 14:30:01

FORMAT: Eng-lega-master-tb-prod-C
REVISION: E
DATE: 2020/01/14

			39-30-9245	5566-24AGS2-210	39-29-6248	5566-24AGS-210			39-28-8240	5566-24A-210	24
			39-30-9225	5566-22AGS2-210	39-29-6228	5566-22AGS-210			39-28-8220	-22A-210	22
			39-30-9205	5566-20AGS2-210	39-29-6208	5566-20AGS-210			39-28-8200	-20A-210	20
			39-30-9185	5566-18AGS2-210	39-29-6188	5566-18AGS-210			39-28-8180	-18A-210	18
			39-30-9165	5566-16AGS2-210	39-29-6168	5566-16AGS-210	39-30-6162	5566-16AS-210	39-28-8160	-16A-210	16
			39-30-9145	5566-14AGS2-210	39-29-6148	5566-14AGS-210			39-28-8140	-14A-210	14
			39-30-9125	5566-12AGS2-210	39-29-6128	5566-12AGS-210			39-28-8120	-12A-210	12
			39-30-9105	5566-10AGS2-210	39-29-6108	5566-10AGS-210			39-28-8100	-10A-210	10
			39-30-9085	5566-08AGS2-210	39-29-6088	5566-08AGS-210	39-30-6082	5566-08AS-210	39-28-8080	-08A-210	8
			39-30-9065	5566-06AGS2-210	39-29-6068	5566-06AGS-210	39-30-6062	5566-06AS-210	39-28-8060	-06A-210	6
			39-30-9045	5566-04AGS2-210	39-29-6048	5566-04AGS-210	39-30-6042	5566-04AS-210	39-28-8040	-04A-210	4
			39-30-9025	5566-02AGS2-210	39-29-6028	5566-02AGS-210			39-28-8020	5566-02A-210	2
EDP NO.	ENG. NO.	EDP NO.	ENG. NO.	EDP NO.	ENG. NO.	EDP NO.	ENG. NO.	EDP NO.	ENG. NO.	CKT. SIZE	
5566-NAPB-210		5566-NAGS2-210		5566-NAGS-210		5566-NAS-210		5566-NA-210			
		39-30-9244	5566-24AGS2	39-29-0243	5566-24AGS			39-28-1243	5566-24A	24	
		39-30-9224	5566-22AGS2					39-28-1223	5566-22A	22	
		39-30-9204	5566-20AGS2	39-29-0203	5566-20AGS			39-28-1203	5566-20A	20	
		39-30-9184	5566-18AGS2	39-29-0183	5566-18AGS			39-28-1183	5566-18A	18	
		39-30-9164	5566-16AGS2					39-28-1163	5566-16A	16	
		39-30-9144	5566-14AGS2					39-28-1143	5566-14A	14	
		39-30-9124	5566-12AGS2	39-29-0123	5566-12AGS			39-28-1123	5566-12A	12	
		39-30-9104	5566-10AGS2	39-29-0103	5566-10AGS	39-30-6101	5566-10AS	39-28-1103	5566-10A	10	
		39-30-9084	5566-08AGS2	39-29-0083	5566-08AGS	39-30-6081	5566-08AS	39-28-1083	5566-08A	8	
		39-30-9064	5566-06AGS2	39-29-0063	5566-06AGS			39-28-1063	5566-06A	6	
		39-30-9044	5566-04AGS2	39-29-0043	5566-04AGS			39-28-1043	5566-04A	4	
		39-30-9024	5566-02AGS2	39-29-0023	5566-02AGS			39-28-1023	5566-02A	2	
EDP NO.	ENG. NO.	EDP NO.	ENG. NO.	EDP NO.	ENG. NO.	EDP NO.	ENG. NO.	EDP NO.	ENG. NO.	CKT. SIZE	
5566-NAPB		5566-NAGS2		5566-NAGS		5566-NAS		5566-NA			

PARTS WITHOUT DRAIN HOLES

THIS DRAWING CONTAINS INFORMATION THAT IS PROPRIETARY TO MOLEX ELECTRONIC TECHNOLOGIES, LLC AND SHOULD NOT BE USED WITHOUT WRITTEN PERMISSION

DIMENSION UNITS	SCALE
IN/MM	1:1

GENERAL TOLERANCES (UNLESS SPECIFIED)

	MM	INCH
4 PLACES	±	±
3 PLACES	±	± 0.005
2 PLACES	± 0.13	± 0.01
1 PLACE	± 0.25	±
0 PLACES	±	±
ANGULAR TOL	± 0.5 °	

DRAFT WHERE APPLICABLE MUST REMAIN WITHIN DIMENSIONS

CURRENT REV DESC:

EC NO: 681570
DRWN: HPAN18 2021/10/07
CHK'D: XQZHANG 2021/10/18
APPR: XQZHANG 2021/10/18

INITIAL REVISION:
DRWN: H.HIRAMOTO 1989/04/03
APPR: FSMITH 2012/05/04

THIRD ANGLE PROJECTION | DRAWING: C-SIZE | SERIES: 5566

molex

MINI FIT JR VERTICAL
HEADER ASSEMBLIES WITHOUT PEGS

PRODUCT CUSTOMER DRAWING

DOCUMENT NUMBER	DOC TYPE	DOC PART	REVISION
SD-5566-002	PSD	000	M4

MATERIAL NUMBER	CUSTOMER	SHEET NUMBER
SEE TABLE	GENERAL MARKET	2 OF 5

DOCUMENT STATUS	P1	RELEASE DATE	2021/10/18 14:30:01

FORMAT: Eng-tega-master-tb-prod-C
REVISION: E
DATE: 2020/01/14

						24
						22
						20
						18
		39-31-0168	5566-16BGS-210	39-31-0160	5566-16B-210	16
		39-31-0148	5566-14BGS-210	39-31-0140	5566-14B-210	14
		39-31-0128	5566-12BGS-210	39-31-0120	5566-12B-210	12
		39-31-0108	5566-10BGS-210	39-31-0100	5566-10B-210	10
		39-31-0088	5566-08BGS-210	39-31-0080	5566-08B-210	8
		39-31-0068	5566-06BGS-210	39-31-0060	5566-06B-210	6
		39-31-0048	5566-04BGS-210	39-31-0040	5566-04B-210	4
		39-31-0028	5566-02BGS-210	39-31-0020	5566-02B-210	2
		EDP NO.	ENG. NO.	EDP NO.	ENG. NO.	CKT. SIZE
		5566-NBGS-210		5566-NB-210		
						24
						22
		39-31-0207	5566-20BGS	39-29-3206	5566-20B	20
						18
		39-31-0167	5566-16BGS	39-29-3166	5566-16B	16
		39-31-0147	5566-14BGS	39-29-3146	5566-14B	14
				39-29-3126	5566-12B	12
		39-31-0107	5566-10BGS	39-29-3106	5566-10B	10
		39-31-0087	5566-08BGS	39-29-3086	5566-08B	8
		39-31-0067	5566-06BGS	39-29-3066	5566-06B	6
39-30-9046	5566-04BGS2	39-31-0047	5566-04BGS	39-29-3046	5566-04B	4
		39-31-0027	5566-02BGS	39-29-3026	5566-02B	2
EDP NO.	ENG. NO.	EDP NO.	ENG. NO.	EDP NO.	ENG. NO.	CKT. SIZE
5566-NBGS2		5566-NBGS		5566-NB		

~~PARTS WITH DRAIN HOLES~~

PARTS WITH/OUT DRAIN HOLES

PENDING OBSOLETE

-NOT RECOMENDED FOR NEW APPLICATIONS
-NO WITH DRAIN HOLE VERSION PRODUCT

THIS DRAWING CONTAINS INFORMATION THAT IS PROPRIETARY TO MOLEX ELECTRONIC TECHNOLOGIES, LLC AND SHOULD NOT BE USED WITHOUT WRITTEN PERMISSION

DIMENSION UNITS: IN/MM
SCALE: 1:1

GENERAL TOLERANCES (UNLESS SPECIFIED)

	MM	INCH
4 PLACES	±	±
3 PLACES	±	± 0.005
2 PLACES	± 0.13	± 0.01
1 PLACE	± 0.25	±
0 PLACES	±	±
ANGULAR TOL	± 0.5 °	

DRAFT WHERE APPLICABLE MUST REMAIN WITHIN DIMENSIONS

CURRENT REV DESC:

EC NO: 681570
DRWN: HPAN18 2021/10/07
CHK'D: XQZHANG 2021/10/18
APPR: XQZHANG 2021/10/18

INITIAL REVISION:
DRWN: H.HIRAMOTO 1989/04/03
APPR: FSMITH 2012/05/04

THIRD ANGLE PROJECTION | DRAWING: C-SIZE | SERIES: 5566

molex

MINI FIT JR VERTICAL
HEADER ASSEMBLIES WITHOUT PEGS

PRODUCT CUSTOMER DRAWING

DOCUMENT NUMBER	DOC TYPE	DOC PART	REVISION
SD-5566-002	PSD	000	M4

MATERIAL NUMBER	CUSTOMER	SHEET NUMBER
SEE TABLE	GENERAL MARKET	3 OF 5

DOCUMENT STATUS	P1	RELEASE DATE	2021/10/18 14:30:01

FORMAT: Eng-lega-master-tb-prod-C
REVISION: E
DATE: 2020/01/14

COLORED PART NUMBERS

						24
						22
						20
46999-0085	5566-18AS-RE					18
						16
						14
						12
				46999-0087	5566-10AS-V	10
		46999-0089	5566-08AS-OR			8
						6
						4
						2
EDP. NO.	ENG. NO.	EDP. NO.	ENG. NO.	EDP. NO.	ENG. NO.	CKT. SIZE
5566-NAS-RE		5566-NAS-OR		5566-NAS-V		

TRAY PACKED PER TA 4

46999-0575	5566-24AMS-400									24
46999-0574	5566-22AMS-400									22
46999-0573	5566-20AMS-400									20
46999-0572	5566-18AMS-400									18
46999-0571	5566-16AMS-400									16
46999-0570	5566-14AMS-400									14
46999-0569	5566-12AMS-400									12
46999-0568	5566-10AMS-400	46999-0876	5566-10AMS-RE					39-33-3108	5566-10A-400	10
46999-0567	5566-08AMS-400			46999-0091	5566-08AS-GRE					8
46999-0566	5566-06AMS-400									6
46999-0565	5566-04AMS-400									4
46999-0564	5566-02AMS-400			50-36-2485	5566-02AS-GRE	39-34-5023	5566-02A-210-YE			2
EDP. NO.	ENG. NO.	EDP. NO.	ENG. NO.	EDP. NO.	ENG. NO.	EDP. NO.	ENG. NO.	EDP. NO.	ENG. NO.	CKT. SIZE
5566-NAMS-400		5566-NAMS-RE		5566-NAS-GRE		5566-NA-210-YE		5566-NA-400		

										24
										22
										20
										18
										16
										14
										12
										10
										8
										6
								39-33-3043	5566-04A-BL	4
						39-33-3024	5566-02A-BU	39-33-3023	5566-02A-BL	2
EDP. NO.	ENG. NO.	EDP. NO.	ENG. NO.	EDP. NO.	ENG. NO.	EDP. NO.	ENG. NO.	EDP. NO.	ENG. NO.	CKT. SIZE
5566-NA-GR		5566-NA-YE		5566-NA-RE		5566-NA-BU		5566-NA-BL		

PARTS WITHOUT DRAIN HOLES

THIS DRAWING CONTAINS INFORMATION THAT IS PROPRIETARY TO MOLEX ELECTRONIC TECHNOLOGIES, LLC AND SHOULD NOT BE USED WITHOUT WRITTEN PERMISSION

DIMENSION UNITS	SCALE
IN/MM	1:1

GENERAL TOLERANCES (UNLESS SPECIFIED)

	MM	INCH
4 PLACES	±	±
3 PLACES	±	± 0.005
2 PLACES	± 0.13	± 0.01
1 PLACE	± 0.25	±
0 PLACES	±	±
ANGULAR TOL	± 0.5 °	

DRAFT WHERE APPLICABLE MUST REMAIN WITHIN DIMENSIONS

CURRENT REV DESC:

EC NO: 681570
DRWN: HPAN18 2021/10/07
CHK'D: XQZHANG 2021/10/18
APPR: XQZHANG 2021/10/18

INITIAL REVISION:
DRWN: H.HIRAMOTO 1989/04/03
APPR: FSMITH 2012/05/04

molex

MINI FIT JR VERTICAL
HEADER ASSEMBLIES WITHOUT PEGS

PRODUCT CUSTOMER DRAWING

DOCUMENT NUMBER	DOC TYPE	DOC PART	REVISION
SD-5566-002	PSD	000	M4

THIRD ANGLE PROJECTION	DRAWING	SERIES	MATERIAL NUMBER	CUSTOMER	SHEET NUMBER
	C-SIZE	5566	SEE TABLE	GENERAL MARKET	4 OF 5

DOCUMENT STATUS	P1	RELEASE DATE	2021/10/18 14:30:01

TRAY PACKED PART NUMBERS
PARTS WITHOUT DRAIN HOLES

TRAY PACKED PER TA 4			TRAY PACKED PER TA 4			
	46999-0137	5566-24AMS		46999-0149	5566-24AMS-210	24
	46999-0136	5566-22AMS		46999-0148	5566-22AMS-210	22
	46999-0135	5566-20AMS		46999-0147	5566-20AMS-210	20
	46999-0134	5566-18AMS		46999-0146	5566-18AMS-210	18
	46999-0133	5566-16AMS		46999-0145	5566-16AMS-210	16
	46999-0132	5566-14AMS		46999-0144	5566-14AMS-210	14
	46999-0131	5566-12AMS		46999-0143	5566-12AMS-210	12
	46999-0130	5566-10AMS		46999-0142	5566-10AMS-210	10
	46999-0129	5566-08AMS		46999-0141	5566-08AMS-210	8
	46999-0128	5566-06AMS		46999-0140	5566-06AMS-210	6
	46999-0127	5566-04AMS		46999-0139	5566-04AMS-210	4
	46999-0126	5566-02AMS		46999-0138	5566-02AMS-210	2
	EDP. NO.	ENG. NO.		EDP. NO.	ENG. NO.	CKT. SIZE
5566-NAMS			5566-NAMS-210			

				24
				22
				20
		39-53-9188	5566-18A-TA	18
				16
				14
				12
				10
				8
46999-0630	5566-06AGS2-BL-TA			6
46999-0629	5566-04AGS2-BL-TA			4
				2
EDP NO.	ENG. NO.	EDP NO.	ENG. NO.	CKT. SIZE
5566-NAGS2-BL-TA		5566-NA-TA		

THIS DRAWING CONTAINS INFORMATION THAT IS PROPRIETARY TO MOLEX ELECTRONIC TECHNOLOGIES, LLC AND SHOULD NOT BE USED WITHOUT WRITTEN PERMISSION

DIMENSION UNITS	SCALE
IN/MM	1:1

GENERAL TOLERANCES (UNLESS SPECIFIED)

	MM	INCH
4 PLACES	±	±
3 PLACES	±	± 0.005
2 PLACES	± 0.13	± 0.01
1 PLACE	± 0.25	±
0 PLACES	±	±
ANGULAR TOL	± 0.5 °	

DRAFT WHERE APPLICABLE MUST REMAIN WITHIN DIMENSIONS

CURRENT REV DESC:

EC NO: 681570
DRWN: HPAN18 2021/10/07
CHK'D: XQZHANG 2021/10/18
APPR: XQZHANG 2021/10/18

INITIAL REVISION:
DRWN: H.HIRAMOTO 1989/04/03
APPR: FSMITH 2012/05/04

molex

MINI FIT JR VERTICAL
HEADER ASSEMBLIES WITHOUT PEGS

PRODUCT CUSTOMER DRAWING

DOCUMENT NUMBER	DOC TYPE	DOC PART	REVISION
SD-5566-002	PSD	000	M4

THIRD ANGLE PROJECTION	DRAWING	SERIES	MATERIAL NUMBER	CUSTOMER	SHEET NUMBER
	C-SIZE	5566	SEE TABLE	GENERAL MARKET	5 OF 5

DOCUMENT STATUS	P1	RELEASE DATE	2021/10/18 14:30:01

FORMAT: Eng-lega-master-tb-prod-C
REVISION: E
DATE: 2020/01/14