



soberton inc.

PT PIEZO AUDIO TRANSDUCER

Acoustic Product Specification

Product Number: PT-1203-3



Release | Revision: B/2018

CONTENTS

This document contains the technical specifications for the piezo audio transducer.

Page 1

Specifications

Mechanical Characteristics

Page 2

Environment Test

Reliability Test

Page 3

Measuring Method (Speaker Mode)

Soldering Condition

Page 4

Dimensions

Page 5

Packing

Specifications

Item	Unit	Specification	Condition
Rated Voltage	Vp-p	3.0	
Operating Voltage	Vp-p	20 Max.	
Mean Current	mA	5 Max.	At 3Vp-p, square wave, 4000Hz
Coil Resistance	dBA	75	At 10cm / 3Vp-p, square wave, 4000Hz
Sound Output	PF	16000 ±30%	
Rated Frequency	Hz	4000±400	
Operating Temp	°C	-40 ~ +85	
Storage Temp	°C	-40 ~ +85	
Dimension	mm	12.0 × 12.0 × H3.0	
Weight	gram	0.5	
Housing Material		LCP	
Terminal		SMD Type (Plating Sn)	See dimension
Environmental Protection Regulation		RoHS	

Test condition:

Temperature: +25±2 °C Related humidity: 65±5% Pressure: 86~106KPa

Mechanical Characteristics

Item	Test condition	Evaluation standard
Solderability	Lead terminals are immersed in rosin for 5 seconds and then immersed in the solder bath at +250±5°C for 3±1 seconds	90% min. lead terminals shall be wet with solder. (Except the edge of terminal)
Soldering Heat Resistance	Lead terminals are immersed in the soldering bath at +250±5°C for 5±0.5 seconds.	No interference in operation.
Terminal Mechanical Strength	The force 10 seconds of 9.8N is applied to each terminal in axial direction.	No damage and cutting off
Vibration	The part shall be measured after a vibration of amplitude of 1.5mm with 10Hz to 55Hz band of vibration frequency is applied to each of 3 perpendicular directions for 2 hours.	The value of oscillation frequency/ current consumption should be in ±10% compared with initial ones.
Drop Test	The part only shall be dropped from a height of 75cm onto a 40mm thick wooden board 3 times in 3 axes(X,Y,Z). A total of 9 times.	The SPL should be in ±10dB compared with initial one.



soberton inc.

PT PIEZO AUDIO TRANSDUCER

Acoustic Product Specification

Product Number: PT-1203-3



Release | Revision: B/2018

CONTENTS

This document contains the technical specifications for the piezo audio transducer.

Page 1

Specifications

Mechanical Characteristics

Page 2

Environment Test

Reliability Test

Page 3

Measuring Method (Speaker Mode)

Soldering Condition

Page 4

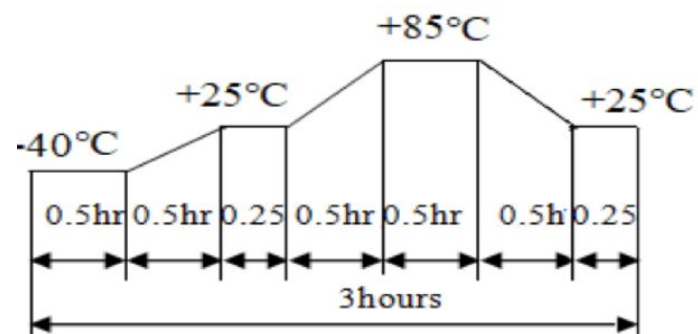
Dimensions

Page 5

Packing

Environment Test

Item	Test condition	Evaluation standard
High temp. test	The part is placed in a chamber at +85°C for 96 hours.	Being placed for 4 hours at +25°C, the buzzer shall be measured.
Low temp. test	The part is placed in a chamber at -40°C for 96 hours.	The value of oscillation, frequency / current consumption should be in $\pm 10\%$ compared with initial ones.
Humidity test	The part is placed in a chamber at +40°C and 90 \pm 5% relative humidity for 96 hours.	The SPL should be in ± 10 dB compared with initial one.
Temp cycle test	The part shall be subjected to 5 cycles. One cycle shall consist of:	



Reliability Test

Item	Test condition	Evaluation standard
Operating life test	1. Continuous life test 48 hours of continuous operation at +85°C with maximum rated voltage applied 2. Intermittent life test A duty cycle of 1 minute on, 1 minutes off, a minimum of 1000 times at +25 \pm 2°C and the maximum rated voltage applied	After the test, the part shall meet specifications without any degradation in appearance and performance except SPL. After 4 hours at +25°C, the SPL should be in ± 10 dB compared with initial one.

Standard test condition:

- a) Temperature: +5~+35°C
- b) Humidity: 45~85%
- c) Pressure: 86~106KPa




soberton inc.

PT PIEZO AUDIO TRANSDUCER

Acoustic Product Specification

Product Number: PT-1203-3



Release | Revision: B/2018

CONTENTS

This document contains the technical specifications for the piezo audio transducer.

Page 1

Specifications

Mechanical Characteristics

Page 2

Environment Test

Reliability Test

Page 3

Measuring Method (Speaker Mode)

Soldering Condition

Page 4

Dimensions

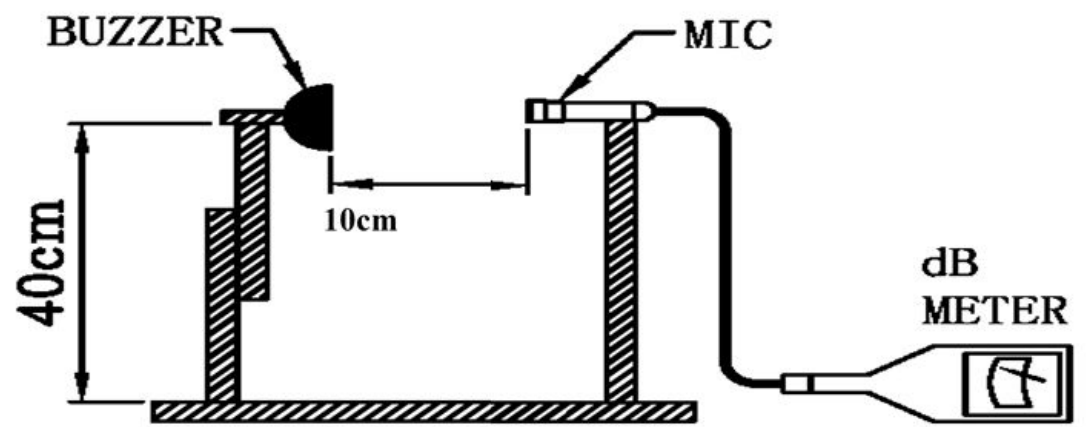
Page 5

Packing

Measuring Method (Speaker Mode)

S.P.L Measuring Circuit

Input Signal: 3Vp-p, 4000Hz, Square Wave



MIC: S.P.Lmeter TES1351B or equivalent

S.G: Hewlett Packard EE1641B Function Generator or equivalent

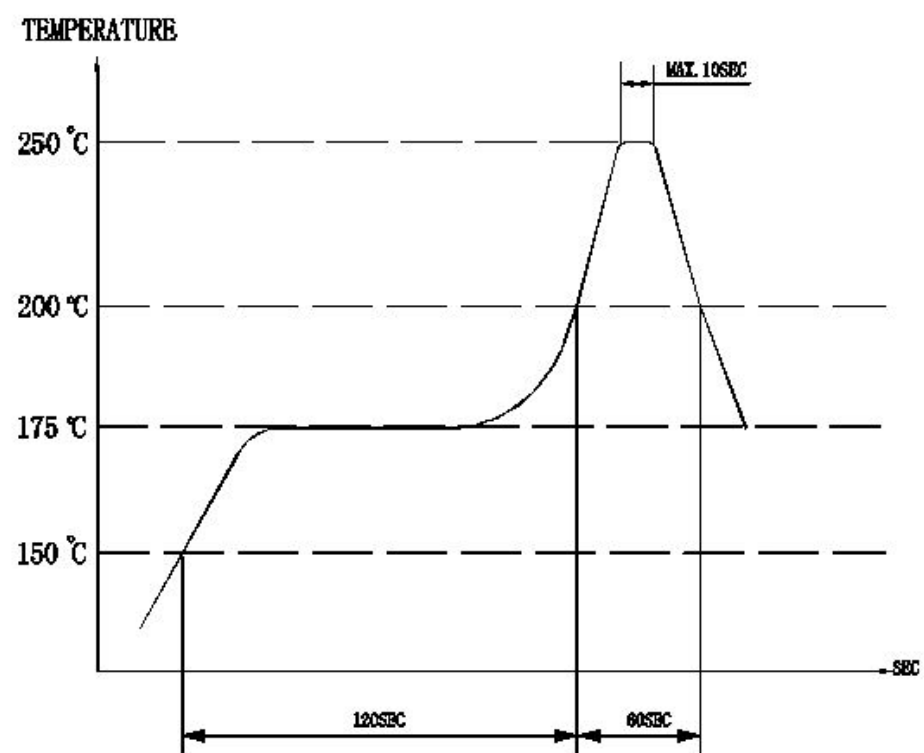
Soldering Condition

S.P.L Measuring Circuit

Recommended reflow soldering condition is as follows

Reflow soldering is twice

Note: It is requested that reflow soldering should be executed after heat of product goes down to normal temperature



Heat resistant line (Use when heat resistant reliability test is performed)

Manual Soldering

Manual soldering temperature 350 °C within 5 sec.




soberton inc.

PT PIEZO AUDIO TRANSDUCER

Acoustic Product Specification

Product Number: PT-1203-3



Release | Revision: B/2018

CONTENTS

This document contains the technical specifications for the piezo audio transducer.

Page 1

Specifications

Mechanical Characteristics

Page 2

Environment Test

Reliability Test

Page 3

Measuring Method (Speaker Mode)

Soldering Condition

Page 4

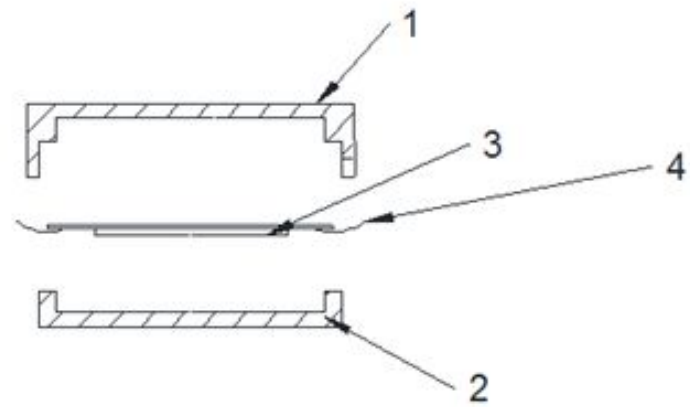
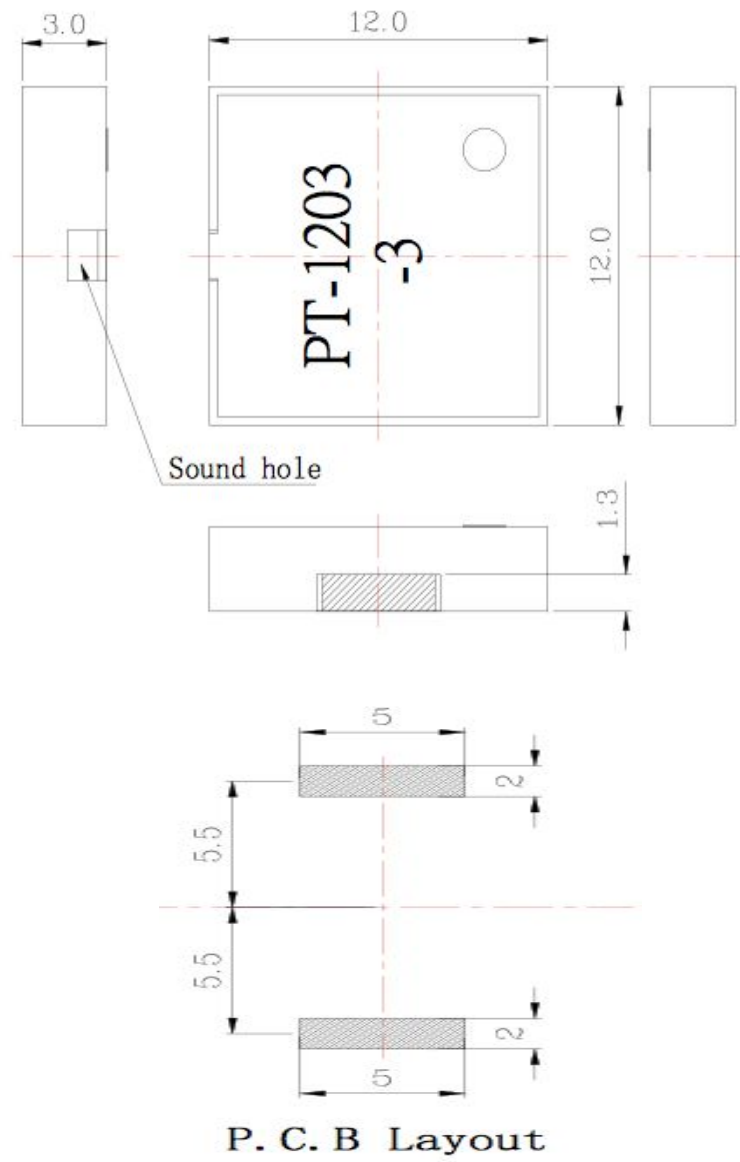
Dimensions

Page 5

Packing

Dimensions

Tolerance: ± 0.5 (unit: mm)



No.	Part Name	Material	Quantity
1	Case	LCP	1
2	Case	LCP	1
3	Piezo	Copper + Ceramics	1
4	Wire	Copper	2




soberton inc.

PT PIEZO AUDIO TRANSDUCER

Acoustic Product Specification

Product Number: PT-1203-3



Release | Revision: B/2018

CONTENTS

This document contains the technical specifications for the piezo audio transducer.

Page 1

Specifications

Mechanical Characteristics

Page 2

Environment Test

Reliability Test

Page 3

Measuring Method (Speaker Mode)

Soldering Condition

Page 4

Dimensions

Page 5

Packing

Packing

